

---

HYATT HOTELS CORPORATION  
GOLDMAN SACHS LODGING, GAMING,  
RESTAURANT AND LEISURE CONFERENCE

June 2013


# FORWARD LOOKING STATEMENTS

---


*This presentation contains “forward-looking statements” within the meaning of Section 27A of the Securities Act and Section 21E of the Exchange Act. These statements include statements about plans, strategies, financial performance, prospects or future events and involve known and unknown risks that are difficult to predict. As a result, our actual results, performance or achievements may differ materially from those expressed or implied by these forward-looking statements. In some cases, you can identify forward-looking statements by the use of words such as “may,” “could,” “expect,” “intend,” “plan,” “seek,” “anticipate,” “believe,” “estimate,” “predict,” “potential,” “continue,” “likely,” “will,” “would” and variations of these terms and similar expressions, or the negative of these terms or similar expressions. Such forward-looking statements are necessarily based upon estimates and assumptions that, while considered reasonable by us and our management, are inherently uncertain. Important factors that may cause actual results to differ materially from current expectations include, but are not limited to: the factors discussed in our Annual Report on Form 10-K for the fiscal year ended December 31, 2012, under the sections titled “Risk Factors” in Part I, Item 1A and “Management’s Discussion and Analysis of Financial Condition and Results of Operations” in Part II, Item 7; general economic uncertainty in key global markets and a worsening of global economic conditions or low levels of economic growth; levels of spending in business and leisure segments as well as consumer confidence; declines in occupancy and average daily rate; limited visibility with respect to short and medium-term group bookings; loss of key personnel; hostilities, including future terrorist attacks, or fear of hostilities that affect travel; travel-related accidents; natural or man-made disasters such as earthquakes, tsunamis, tornados, hurricanes, floods, oil spills and nuclear incidents; our ability to successfully achieve certain levels of operating profit at hotels that have performance guarantees with our third-party owners; our ability to successfully execute and implement our organizational realignment and the costs associated with such organizational realignment; the impact of hotel renovations; our ability to successfully execute our common stock repurchase program; the seasonal and cyclical nature of the real estate and hospitality businesses; changes in distribution arrangements, such as through internet travel intermediaries; changes in the tastes and preferences of our customers; relationships with associates and labor unions and changes in labor laws; financial condition of, and our relationships with, third-party property owners, franchisees and hospitality venture partners; risks associated with potential acquisitions and dispositions; changes in federal, state, local or foreign tax law; increases in interest rates and operating costs; foreign exchange rate fluctuations or currency restructurings; lack of acceptance of new brands or innovation; general volatility of the capital markets and our ability to access the capital markets; changes in the competitive environment in our industry and the markets where we operate; outcomes of legal proceedings; and violations of regulations or laws related to our franchising business. These factors are not necessarily all of the important factors that could cause our actual results, performance or achievements to differ materially from those expressed in or implied by any of our forward-looking statements. Other unknown or unpredictable factors also could harm our business, financial condition, results of operations or cash flows. All forward-looking statements attributable to us or persons acting on our behalf are expressly qualified in their entirety by the cautionary statements set forth above. Forward-looking statements speak only as of the date they are made, and we do not undertake or assume any obligation to update publicly any of these forward-looking statements to reflect actual results, new information or future events, changes in assumptions or changes in other factors affecting forward-looking statements, except to the extent required by applicable laws. If we update one or more forward-looking statements, no inference should be drawn that we will make additional updates with respect to those or other forward-looking statements.*

# HYATT AT A GLANCE


---




Global hospitality company with 55+ year history and a long-term strategic focus




508 properties across 7 premier lodging brands and one residential brand




46 countries with presence in many key gateway cities



Owner, manager, franchisor











Diverse earnings streams with strong balance sheet and liquidity position



95,000+ associates and experienced management team

# GLOBAL FOOTPRINT WITH PREMIER BRANDS – 508 PROPERTIES IN 46 COUNTRIES

PARK HYATT	ANDAZ	GRAND HYATT	HYATT	HYATT REGENCY	HYATT PLACE	HYATT HOUSE	HYATT RESIDENTIAL
							
31 HOTELS	9 HOTELS	38 HOTELS	33 HOTELS	143 HOTELS	175 HOTELS	54 HOTELS	25 PROPERTIES
6,270 ROOMS	1,823 ROOMS	21,513 ROOMS	7,824 ROOMS	67,033 ROOMS	22,920 ROOMS	7,603 ROOMS	2,065 UNITS
19 COUNTRIES	4 COUNTRIES	19 COUNTRIES	6 COUNTRIES	32 COUNTRIES	3 COUNTRIES	1 COUNTRY	10 COUNTRIES
LUXURY	BOUTIQUE-INSPIRED	FULL SERVICE	FULL SERVICE	FULL SERVICE	SELECT SERVICE	EXTENDED-STAY	RESIDENCE TIMESHARE

Note: As of March 31, 2013

# STRATEGY DRIVES BRAND PREFERENCE AND SHAREHOLDER VALUE

## Focus on Improvement in the Performance of Existing Hotels

- Increase share of hotel stays
- Enhance operational efficiency
- Enhance customer satisfaction
- Renovate / re-invest in owned hotels
- Emphasize associate engagement

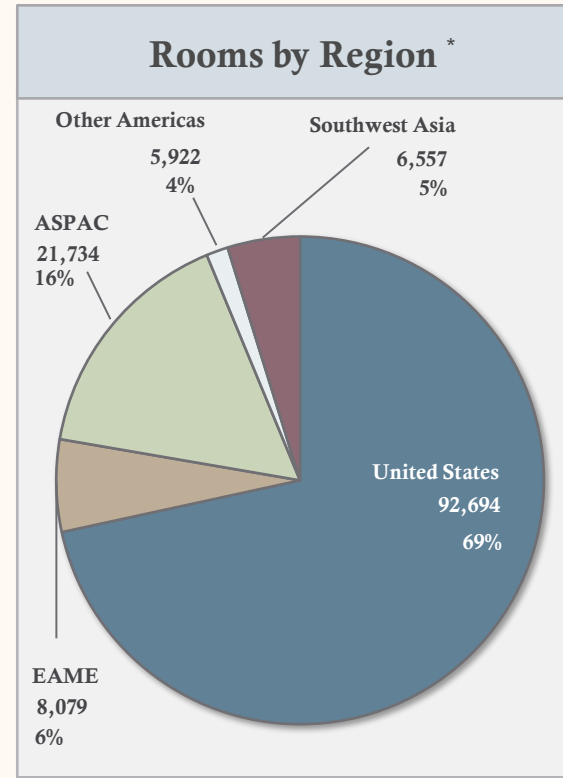
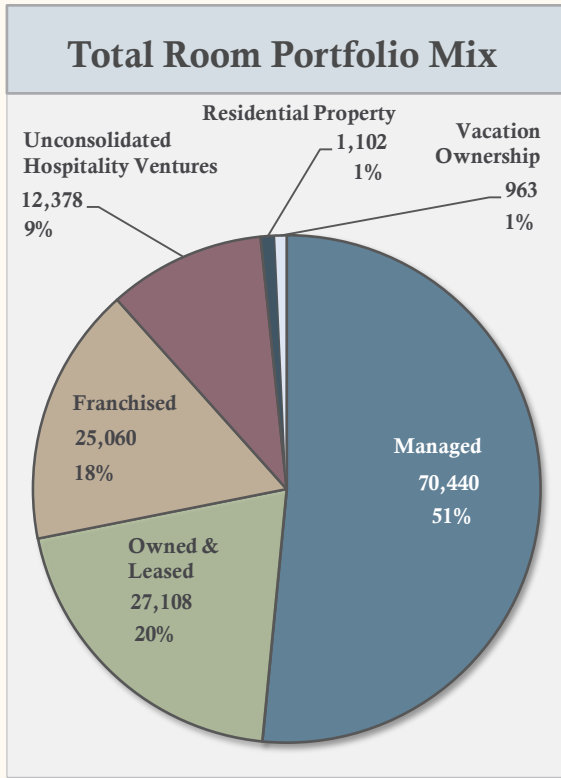
## Expanding Our Presence in Attractive Markets

- Increase presence
  - existing markets
  - emerging market expansion
- Increase focus on franchising, primarily in the United States
- Utilize our capital and asset base for targeted growth
- Pursue strategic acquisitions and alliances

Delivering on the above is designed to create shareholder value and brand preference over the long-term

# DIVERSE PORTFOLIO WITH STRONG BASE OF OWNED AND MANAGED PROPERTIES

137,051 rooms / 508 properties

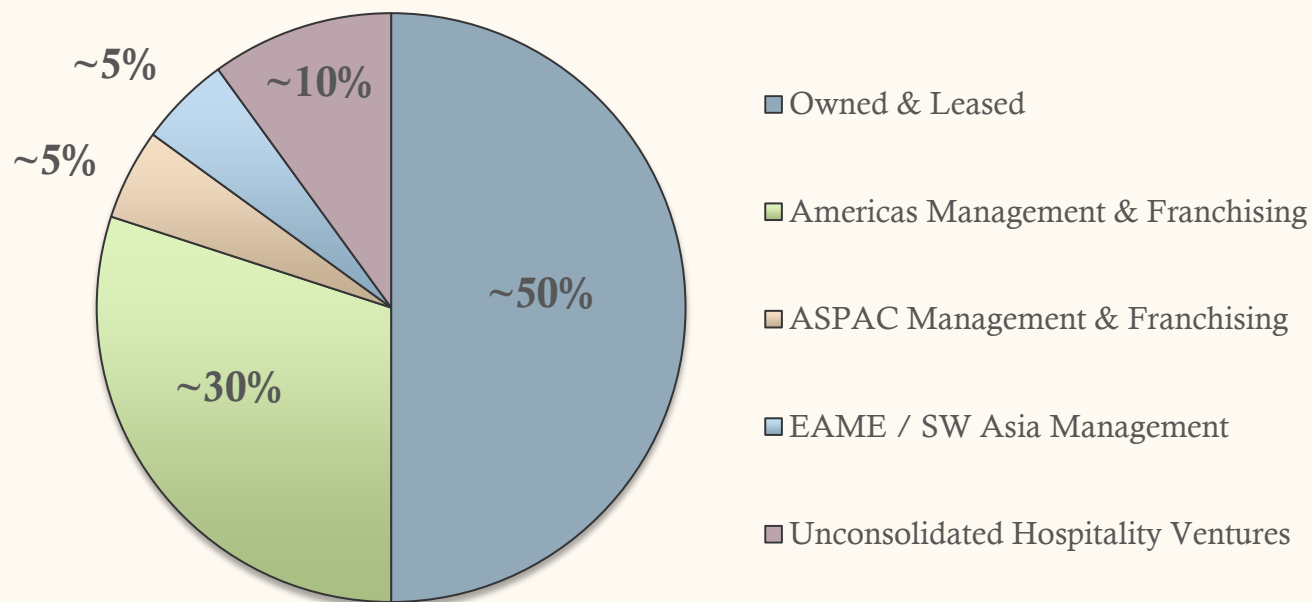


Note: Room counts as of March 31, 2013

\*Excludes timeshare and residential units

# OPERATING LEVERAGE FROM SIGNIFICANT OWNED AND MANAGED PORTFOLIO

## Adjusted EBITDA <sup>1,2</sup>



<sup>1</sup> Represents approximate segment mix based on 2013 YTD Adjusted EBITDA as of March 31, 2013. Corporate and other EBITDA of (\$29) million not included in percent breakdown.

<sup>2</sup> For our definition of Adjusted EBITDA and a reconciliation of consolidated Adjusted EBITDA to EBITDA and a reconciliation of EBITDA to its most directly comparable GAAP measure, net income (loss) attributable to Hyatt Hotels Corporation, see Part II, Item 7 “Management’s Discussion and Analysis of Financial Condition and Results of Operations – Results of Operations” of our Annual Report on Form 10-K for the period ended December 31, 2012 or the information posted on the Investor Relations website, which can be accessed at <http://www.hyatt.com>, then by selecting the Investor Relations link located at the bottom of the page, then selecting the Financial Information link.

# OWNED / VENTURE HOTELS IN KEY GATEWAY CITIES ALLOW HYATT TO BENEFIT FROM GLOBAL TRAVEL TRENDS

Chicago, IL



Park Hyatt Chicago  
198 Rooms

New York, NY



Grand Hyatt New York  
1,305 Rooms

Mexico City, Mexico



Hyatt Regency Mexico City  
755 Rooms

Washington, D.C.



Park Hyatt Washington  
216 Rooms

San Francisco, CA



Grand Hyatt San Francisco  
660 Rooms

Mumbai, India




Grand Hyatt Mumbai  
547 Rooms

Seoul, Korea



Grand Hyatt Seoul  
601 Rooms

São Paulo, Brazil



Grand Hyatt São Paulo  
466 Rooms

Paris, France



Park Hyatt Paris – Vendôme  
153 Rooms

Zurich, Switzerland



Park Hyatt Zurich  
142 Rooms



# RECENT AND NEAR-TERM HOTEL OPENINGS PROVIDE ENTRY INTO NEW MARKETS

Qingdao, China



Hyatt Regency Qingdao  
439 Rooms  
Opened 1Q 2013

Maui, USA



Andaz Maui at Wailea  
297 Rooms  
Expected Opening 2013

Austin, USA



The Driskill  
189 Rooms  
Opened 1Q 2013

Amsterdam, Netherlands



Andaz Amsterdam  
122 Rooms  
Opened 4Q 2012

Gurgaon, India



Hyatt Regency Gurgaon  
451 Rooms  
Expected Opening 2013

Busan, South Korea



Park Hyatt Busan  
269 Rooms  
Opened 1Q 2013

Vitacura, Chile



Hyatt Place Vitacura  
160 Rooms  
Expected Opening 2013

New York, USA

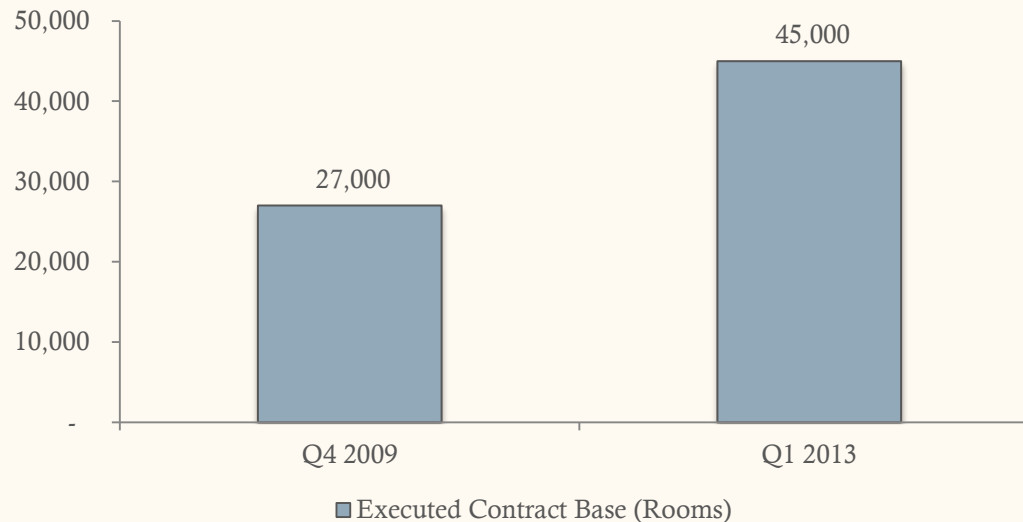


Hyatt Union Square  
178 Rooms  
Opened 2Q 2013

# HIGH-VALUE EXECUTED CONTRACT BASE

Executed contract base of approximately 200 hotels and 45,000 rooms <sup>1</sup>

- Almost half are international full service hotels
- Grown executed contract base ~67% from 120 hotels (27,000 rooms) to 200 hotels (45,000 rooms)
- Executed contract base represents ~35% of existing rooms
- Expect to open over 35 hotels in 2013



<sup>1</sup>As of March 31, 2013

# INVESTMENT HIGHLIGHTS

---



Global hospitality platform with high quality hotels located in desirable markets



World class brands and long-term strategic focus on brand preference



Diverse earnings streams and growth opportunities



Disciplined financial approach with strong balance sheet and significant liquidity position



Operating leverage is significant



Deep culture and experienced management team

---

HYATT®

YOU'RE *more* THAN WELCOME

HYATT®