BMO Nesbitt Burns Global Metals & Mining Conference
February 24-27th, 2008

DELIVERING DISCIPLINED GROWTH

KINROSS

Cautionary Statements

All statements, other than statements of historical fact, contained or incorporated by reference in this presentation, including any information as to the future financial or operating performance of Kinross, constitute "forward-looking statements" within the meaning of certain securities laws, including the provisions of the Securities Act (Ontario) and the provisions for "safe harbour" under the United States Private Securities Litigation Reform Act of 1995 and are based on expectations, estimates and projections as of the date of this presentation. Forward-looking statements include, without limitation, possible events, statements with respect to possible events, the future price of gold and silver, the estimation of mineral reserves and resources, the realization of mineral reserve and resource estimates, the timing and amount of estimated future production, costs of production, expected capital expenditures, costs and timing of the development of new deposits, success of exploration, development and mining activities, permitting time lines, currency fluctuations, requirements for additional capital, government regulation of mining operations, environmental risks, unanticipated reclamation expenses, title disputes or claims and limitations on insurance coverage. The words "plans," "expects," or "does not expect," "is expected," "budget," "scheduled," "estimates," "forecasts," "intends," "anticipates," or "does not anticipate," or "believes," or variations of such words and phrases or statements that certain actions, events or results "may," "could," "would," "might," or "will be taken," "occur" or "be achieved" and similar expressions identify forward-looking statements. Forward-looking statements are necessarily based upon a number of estimates and assumptions that, while considered reasonable by Kinross as of the date of such statements, are inherently subject to significant business, economic and competitive uncertainties and contingencies. The estimates and assumptions of Kinross contained or incorporated by reference in this presentation, which may prove to be incorrect, include, but are not limited to, the various assumptions set forth herein and in our most recently filed Annual Information Form and Management's Discussion and Analysis or as otherwise incorporated by reference in this presentation as well as: (1) there being no significant disruptions affecting operations, whether due to labour disruptions, supply disruptions, damage to equipment or otherwise; (2) permitting, development and expansion at Paracatu proceeding on a basis consistent with our current expectations; (3) permitting and development at the Kettle River - Buckhorn project proceeding on a basis consistent with Kinross' current expectations; (4) development of the Phase 7 pit expansion and the heap leach project at Fort Knox proceeding on a basis consistent with Kinross' current expectations; (5) permitting and development at the Kupol gold and silver project proceeding on a basis consistent with Kinross' current expectations; (6) the new feasibility study to be prepared by the joint venture for Cerro Casale, incorporating updated geological, mining, metallurgical, economic, marketing, legal, environmental, social and governmental factors, will be consistent with the Company's current expectations; (7) that the exchange rate between the Canadian dollar, Brazilian real, Chilean peso, Russian ruble and the U.S. dollar will be approximately consistent with current levels or as set out in this presentation; (8) certain price assumptions for gold and silver; (9) prices for natural gas, fuel oil, electricity and other key supplies remaining consistent with current levels; (10) production forecasts meet expectations; (11) the accuracy of our current mineral reserve and mineral resource estimates; and (12) labour and materials costs increasing on a basis consistent with Kinross' current expectations. Known and unknown factors could cause actual results to differ materially from those projected in the forward-looking statements. Such factors include, but are not limited to: fluctuations in the currency markets; fluctuations in the spot and forward price of gold or certain other commodities (such as diesel fuel and electricity); changes in interest rates or gold lease rates that could impact the mark-to-market value of outstanding derivative instruments and ongoing payments/receipts under any interest rate swaps and variable rate debt obligations; risks arising from holding derivative instruments (such as credit risk, market liquidity risk and mark-to-market risk); changes in national and local government legislation, taxation, controls, regulations and political or economic developments in Canada, the United States, Chile, Brazil, Russia or other countries in which we do or may carry on business in the future; business opportunities that may be presented to, or pursued by, us; our ability to successfully integrate acquisitions; operating or technical difficulties in connection with mining or development activities; employee relations; the speculative nature of gold exploration and development, including the risks of obtaining necessary licenses and permits; diminishing quantities or grades of reserves; adverse changes in our credit rating; and contests over title to properties, particularly title to undeveloped properties. In addition, there are risks and hazards associated with the business of gold exploration, development and mining, including environmental hazards, industrial accidents, unusual or unexpected formations, pressures, cave-ins, flooding and gold bullion losses (and the risk of inadequate insurance, or inability to obtain insurance, to cover these risks). Many of these uncertainties and contingencies can affect Kinross' actual results and could cause actual results to differ materially from those expressed or implied in any forward-looking statements made by, or on behalf of, Kinross. There can be no assurance that forward-looking statements will prove to be accurate, as actual results and future events could differ materially from those anticipated in such statements. All of the forward-looking statements made in this presentation are qualified by these cautionary statements, those made in the "Risk Analysis" section of our most recently filed Management's Discussion and Analysis, and those made in the "Risk Factors" section of our most recently filed Annual Information Form and our other filings with the securities regulators of Canada and the U.S. These factors are not intended to represent a complete list of the factors that could affect Kinross. Kinross disclaims any intention or obligation to update or revise any forward-looking statements whether as a result of new information, future events or otherwise, or to explain any material difference between subsequent actual events and such forward-looking statements, except to the extent required by applicable law.

The technical information about the Company's material mineral properties contained in this presentation has been prepared under the supervision of Mr. Rob Henderson an officer of the Company who is a "qualified person" within the meaning of National Instrument 43-101.

The Kinross Difference

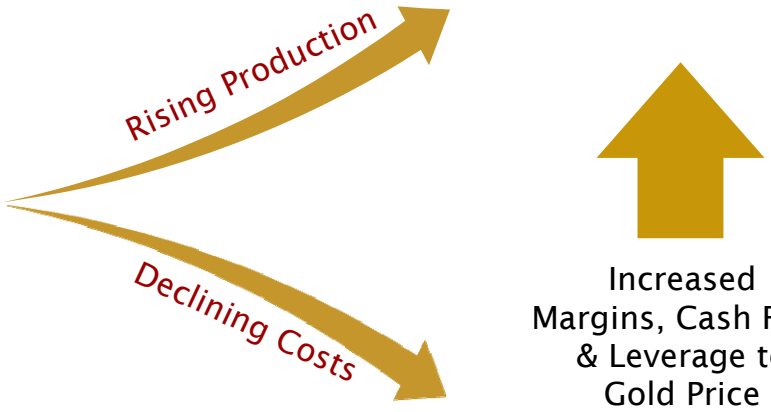

KINROSS

2008 is a Milestone Year For Kinross

- **Opening** three new gold mines
- **Growing** gold production by 60% through '09[1]
- **Reducing** cost of sales
- **Optimizing** existing mines
- **Exploring** for the future
- **Delivering** financial returns

KINROSS

(1) Refer to final slide endnote #1.

Kinross Today

- Pure gold and silver producer
  - Policy of no gold hedging
  - No base metals credits in financial results
- $14 bn market cap. ("K" TSX, "KGC" NYSE)
- Recently declared $0.04 / share dividend – first in Kinross history
- 1.9 to 2.0 mm ozs of production in '08[1]
  - Growing to 2.5mm ozs to 2.6mm ozs in '09
- Low cost production: $365 to $375 in '08
  - Expected to decline to $325 to $335 by the fourth quarter
- Growing reserve base: 3rd largest of N.A. producers[2]

47 mm ozs of gold	77 mm ozs of silver	2.8 bn lbs of copper

KINROSS

(1) Refer to final slide endnote #1.
(2) Refer to final slide endnote #2.

Focused Portfolio

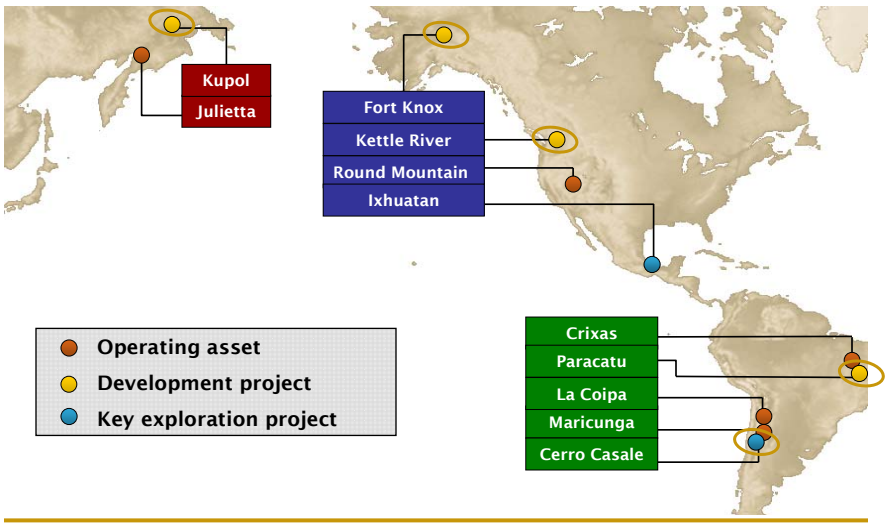

KINROSS

Superior Production Growth Profile

Mineral Production[1] (mm oz gold equivalent)

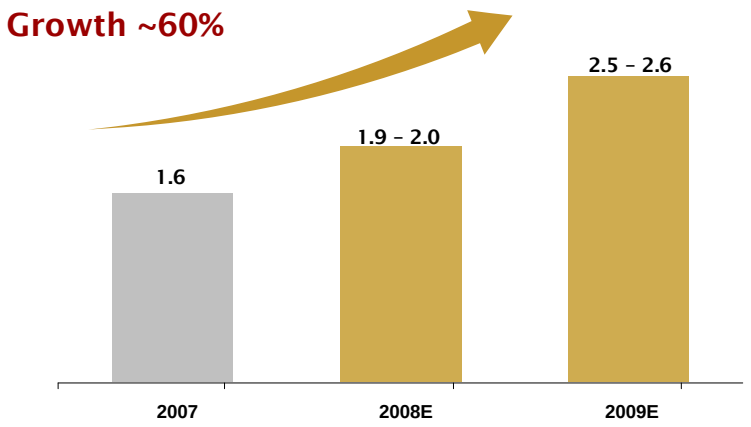

KINROSS

(1) Refer to final slide endnote #1.

2008E Production and Cost of Sales[1]

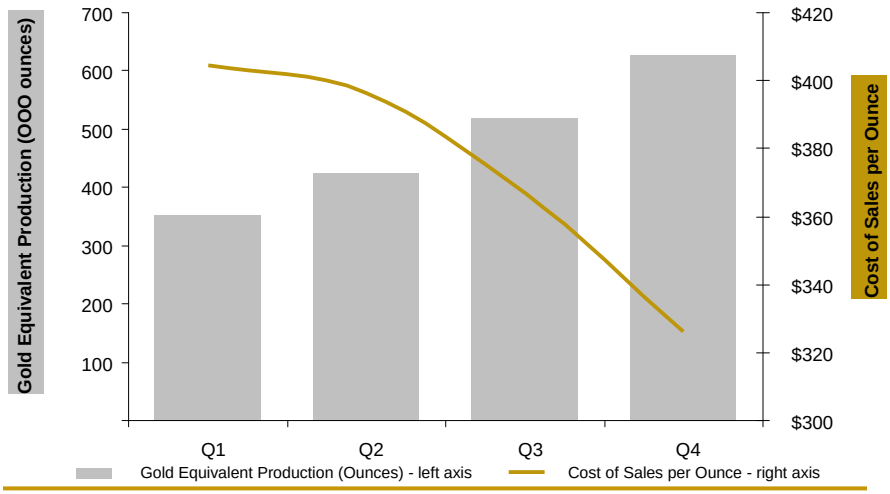

KINROSS

(1) Refer to final slide endnote #1.

Paracatu Expansion

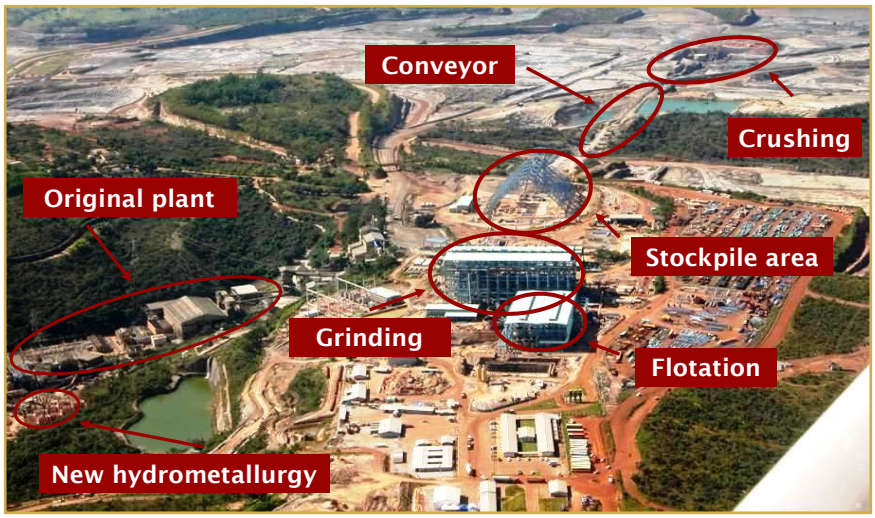

KINROSS

Paracatu Expansion(1,3)

- Construction started Aug. 2006
- Expansion to increase throughput to 60 mtpa
- On schedule for start-up in July 2008
- Project capital: $540 mm

- '08E production: 305K–335K oz.
- '08E cost of sales: $390 - $400/oz.
- 18.0 mm oz. of gold in 2P reserves(2)

% Complete	80%
% Spent / Committed	85%

KINROSS

(1) Refer to final slide endnote #1.
(2) Refer to final slide endnote #2.
(3) Refer to final slide endnote #3.

Expanding Paracatu…


Grinding & flotation area


Stockpile, grinding & flotation area


Hydrometallurgy area


CIL tanks

KINROSS

Kupol Project

KINROSS

Kupol Project[1,3]

- Construction started in June 2005
- Open-pit & u/g mining, processing 3,000 tpd
- On track to commission: May 2008

- '08E production : 365K– 390K gold eq. oz.
- '08E cost of sales: $235 - $245/oz.
- 3.3 mm oz. of gold and 39.6 mm oz. of silver in 2P reserves[2]

% Complete	91%
% Spent / Committed	89%

KINROSS

(1) Refer to final slide endnote #1.
(2) Refer to final slide endnote #2.
(3) Refer to final slide endnote #3.

Kupol Project


Grinding & flotation area


Refinery area


Power plant


Leach tank fabrication

KINROSS

Buckhorn Project

KINROSS

Buckhorn Project[1,3]

- Construction started in September 2006
- Development of an underground mine
- Will utilize existing Kettle River mill for processing
- Production targeted to commence in October 2008

- '08E production: 25K – 30K oz.
- '08E cost of sales: $290-300/oz.
- 990,000 oz. of gold in 2P reserves[2]

% Complete	80%
% Spent / Committed	60%

KINROSS

(1) Refer to final slide endnote #1.
(2) Refer to final slide endnote #2.
(3) Refer to final slide endnote #3.

Buckhorn Project


Administration building


Main portal area


Main portal area


Lower portal area

KINROSS

Fort Knox Project(4)

- Expansion of Fort Knox mine approved Feb'08:
  - Layback of the existing open pit mine (Phase 7 layback)
  - Construction of a heap leach facility to process lower-grade ore
  - Project capital costs expected to be $175 mm ('08 & '09)
- Doubles LOM production to 2.9 million ounces
- Extends Fort Knox mine life to 2018 (from 2013)
- Increases Fort Knox production to average 370k ozs for 5 yrs. beginning 2010
- Reduces average LOM Costs of sales to ~$390 / oz.
- All permits and approvals in place
- Exploration continues: 1.2 mm ozs added in '07

KINROSS

(4) Refer to final slide endnote #4.

Fort Knox Phase 7 Pit Layback

KINROSS

Cerro Casale

- One of the largest undeveloped gold-copper deposits in the world
- Kinross share: 49%
  - 2P Reserves(2)
    - 11.2 mm oz Au
    - 2.8 b lbs Cu
- Next steps:
  - i) JV agreement with Barrick
  - ii) Decisions on next steps
  - iii) Update feasibility

KINROSS

(2) Refer to final slide endnote #2.

2007 Production – Cost Chart

2007 Average: $368 / oz

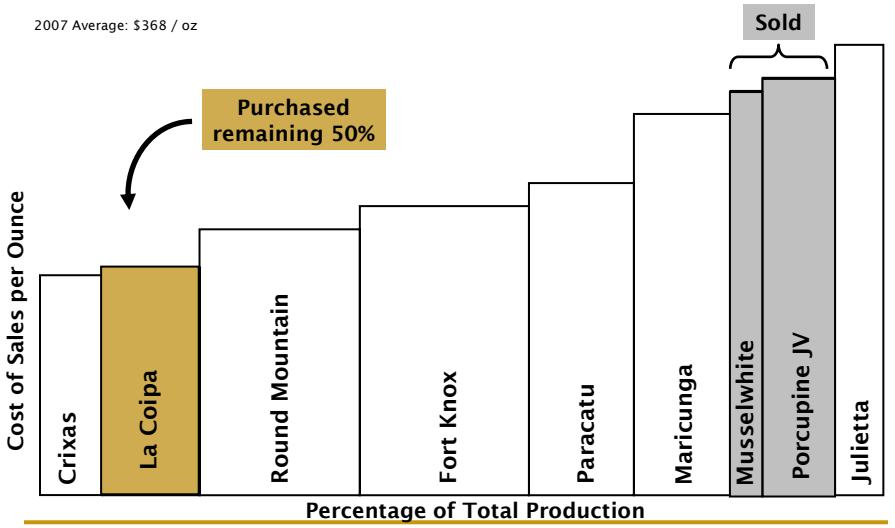

KINROSS

21

2009: New Production at Low End of Cost Curve*

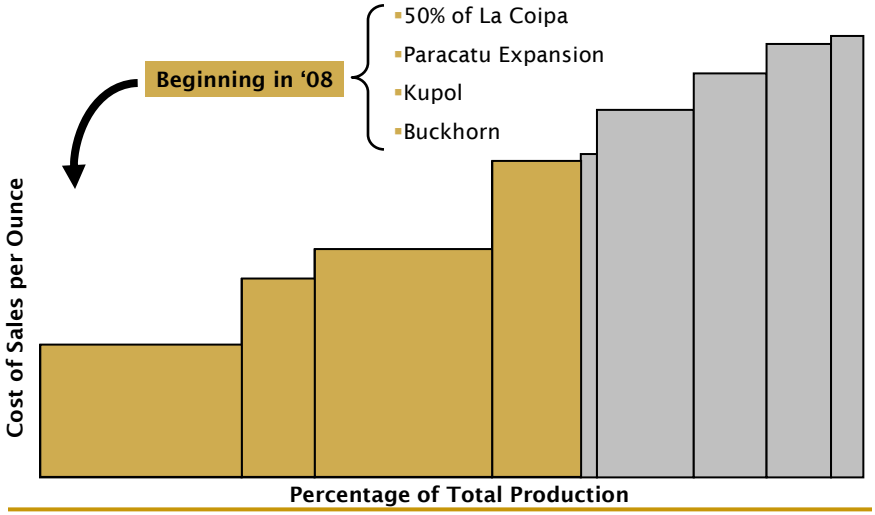

KINROSS *For illustration purposes only

22

Rationalizing the portfolio

Kinross (end of '06)

Operated

- Paracatu
- Maricunga
- Fort Knox
- Round Mountain
- Kettle River

Non-operated

- Porcupine JV
- La Coipa
- Musselwhite
- Crixas

Kinross now

Operated

- Paracatu
- Maricunga
- Kupol
- Fort Knox
- Round Mountain
- Kettle River
- La Coipa
- Julietta

Non-operated

- Crixas

Joint Venture | Kinross majority owned

KINROSS

Focused Exploration Strategy

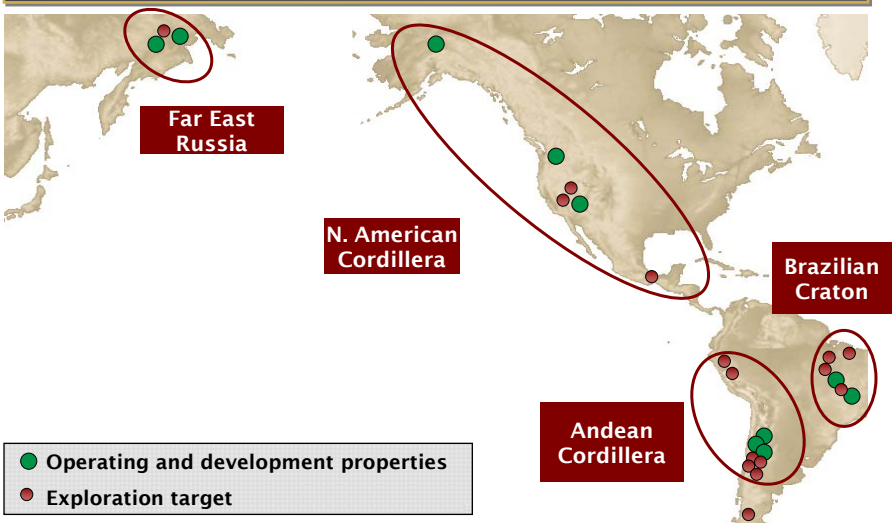

KINROSS

Exploration[5]

Successful 2007:

- Spent $47 mm on exploration and business development in '07
- Added 4.8 mm ozs to reserves (before depletion and net divestitures)

Major Initiatives in 2008:

- Ixhuatan: $7.5 mm of drilling, target generation
- Kupol: Focus on the 650 Zone, testing of parallel structures
- La Coipa: Focused on deep sulphide potential
- Kettle River: In-fill drilling at Buckhorn plus district exploration

Key Partnerships:

- Linear Gold: Mexico
- Victoria Resources: Nevada
- B2 Gold: Russia
- Brett Resources: Canada
- Verena Minerals: Brazil

KINROSS

(5) Refer to final slide endnote #5.

Proven and Probable Reserves[2]

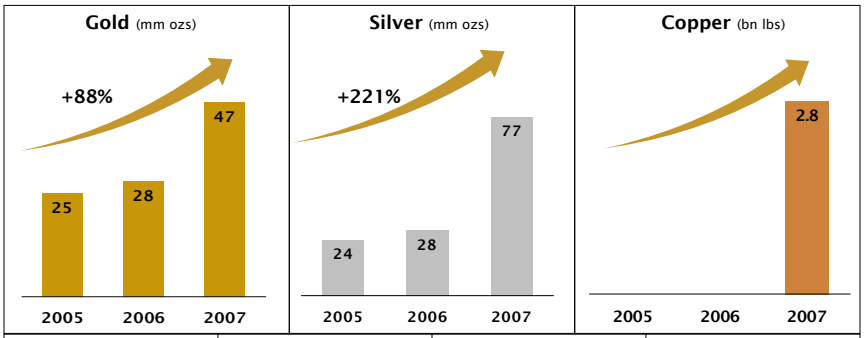

	Gold (mm oz.)	Silver (mm oz.)	Copper (bn lb.)
Proven & Probable Reserves	47	77	2.8
Measured & Indicated Resources	11	18	1.0

KINROSS

(2) Refer to final slide endnote #2.

2P Gold Reserves(2)

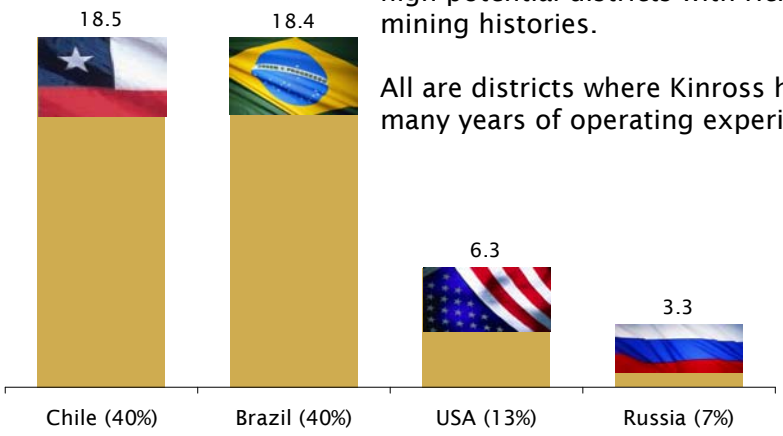

Kinross' reserves are focused in four high potential districts with rich mining histories.

All are districts where Kinross has many years of operating experience.

KINROSS

(2) Refer to final slide endnote #2.

2007 Results

Realized Gold Price	Cost of Sales Margin(6)
+17%	+18%
$697/oz	$329/oz
	Cost of Sales
	+15%
	$368/oz

Gold Equivalent Sales	1,510,836 mm oz
Revenue	$1,093 mm
Earnings Per Share	$334 mm $0.60
Cash Flow From Operations Per Share	$341 mm $0.61

KINROSS

(6) Refer to final slide endnote #6.

2007 Results[7]

- Produced 1.6 mm oz Au eq. at $368/oz cost of sales
- Significantly increased gold, silver & copper reserves
- Advanced development projects
- Continued optimization of asset portfolio
- Strengthened exploration portfolio
- Continued drilling & test work at Cerro Casale
- FY'07 Earnings: $334.0 mm or $0.60/sh
- Cash flow from operating activities: $341 mm
- Announced US$0.04/sh dividend

KINROSS

(7) Refer to final slide endnote #7.

Strong Financial Platform

Cash Position:

- $551 mm at December 31, 2007
- Additional proceeds: Jan. 2008 financing - $449 mm

2008 Planned Expenditures[5]:

- Capex: $685 mm
- Exploration & Business Development: $60 mm
- G&A: $80 mm

- Growth plan funded from cash flows & existing cash
- Locked-in favourable currency

KINROSS

(5) Refer to final slide endnote #5.

Industry Wide Costs Increasing

- Gold price has risen steadily, as have the industry's costs
- Industry-wide margins have been constrained

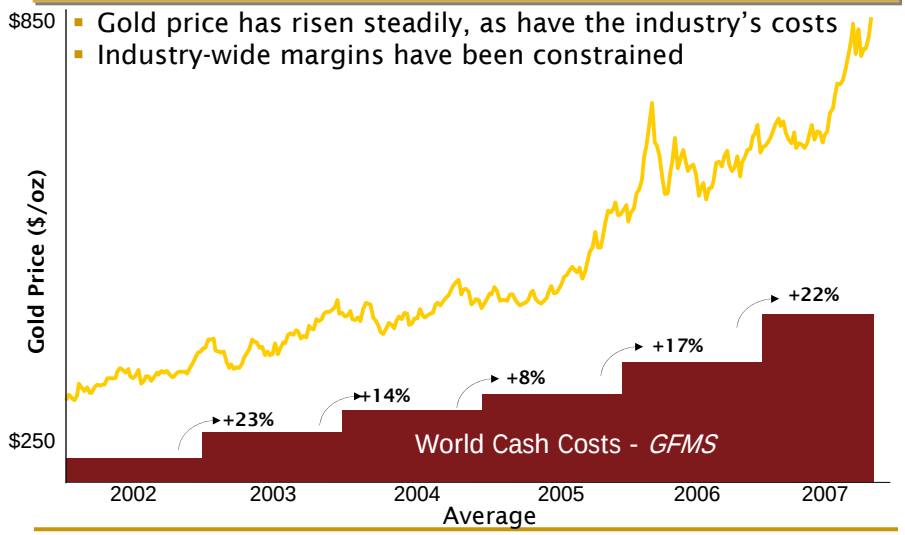

Source: GFMS 2007 World Gold Survey; 2007 world cash cost average is for the first nine months of 2007.

KINROSS

Kinross Margins Expanding(6)

Kinross's margins have expanded
Cost of sales margin is up 213% while gold price is up 128%

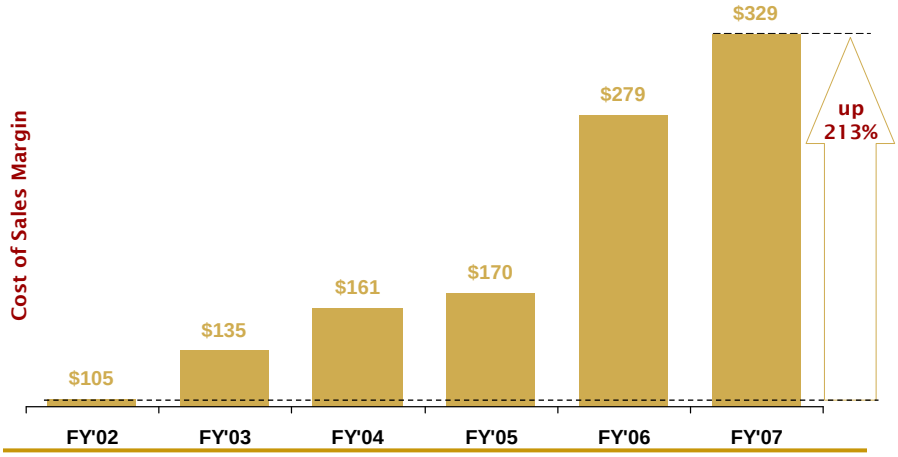

(6) Refer to final slide endnote #6.

KINROSS

Key objectives for 2008

- ✓ Increased reserves organically
- ✓ Strengthened balance sheet with convertible financing
- ✓ Fort Knox optimization approved
- ✓ Dividend declared
- Cerro Casale – plans updated
- Kupol start-up (in Q2)
- Paracatu expansion start-up (in Q3)
- Buckhorn start-up (in Q4)

KINROSS

The Kinross Difference

Industry Challenge	Kinross
Declining global production	▪Building new mines will increase '09 production by 60% from '07[1] ▪Aggressive portfolio upgrades
Rising costs eroding margins	▪Adding low-cost production from new mines & revamping existing mines
Capex inflation and permit delays	▪3 projects near completion with majority of capital already spent ▪Projects permitted
Reserve replacement challenging	▪Consistently replaced reserves; Reserves per share grown by 11% CAGR since 2002[2]
Political risk in mining jurisdictions	▪Extensive operating experience in 4 mining friendly countries ▪Balanced portfolio

KINROSS

(1) Refer to final slide endnote #1.
(2) Refer to final slide endnote #2.

The Kinross Difference

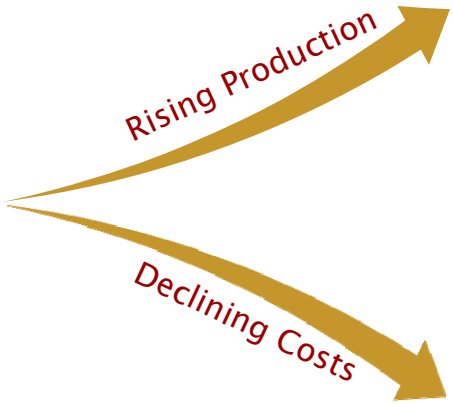

Increased Margins, Cash Flow & Leverage to Gold Price

Appendix:

KINROSS

Paracatu, Brazil (100%)

- $540 million expansion project to triple production and reduce costs
- Expansion is ~ 80% complete, with 85% capital spent / committed
- On target for production in July 2008
- > 33 year mine life

Mineralization as at Dec.31.07	Tonnes (x 1,000)	Grade (g/t)	Ounces (x 1,000)
2P Reserves	1,425,703	0.39	18,013
M&I Resources	267,307	0.32	2,773

Operating Results	Production (Au eq ozs)	Cost of Sales ($ / oz)
FY2007	174,987	$373
FY2006	174,254	$332

KINROSS

Round Mountain, USA (50%)

- Mine life expected to be through 2014

Mineralization as at Dec.31.07	Tonnes (x 1,000)	Grade (g/t)	Ounces (x 1,000)
2P Reserves	70,868	0.63	1,442
M&I Resources	15,316	0.74	366

Operating Results	Production (Au eq ozs)	Cost of Sales ($ / oz)
FY2007	302,971	$316
FY2006	335,115	$284

KINROSS

Maricunga, Chile (100%)

- Reviewing the newly expanded exploration area (18,000 ha)
- New drilling and test work being completed this year

Mineralization as at Dec.31.07	Tonnes (x 1,000)	Grade (g/t)	Ounces (x 1,000)
2P Reserves	279,502	0.72	6,445
M&I Resources	111,456	0.63	2,274

Operating Results	Production (Au eq ozs)	Cost of Sales ($ / oz)
FY2007*	205,750	$447
FY2006*	116,868	$341

KINROSS

*Production from the Maricunga mine (formerly known as Refugio) is 100% for March 2007 and beyond. Prior to thank, Kinross owned 50% of the operation.

Fort Knox, USA (100%)

- Recently announced approval Phase 7 Expansion(4)
- Construction of a heap leach facility and expansion of the open-pit mine
- Will extend mine life to 2018

Mineralization as at Dec.31.06	Tonnes (x 1,000)	Grade (g/t)	Ounces (x 1,000)
2P Reserves	240,915	0.50	3,856
M&I Resources	35,791	0.72	834

Operating Results	Production (Au eq ozs)	Cost of Sales ($ / oz)
FY2007	338,459	$344
FY2006	333,383	$300

KINROSS

(4) Refer to final slide endnote #4.

La Coipa, Chile (100%)

- Low-cost gold-silver production
- Puren ore body went from discovery to production in <4 years
- Exploration efforts continuing

Mineralization as at Dec.31.06[3]		Tonnes (x 1,000)	Grade (g/t)	Ounces (x 1,000)
2P Reserves	Au:	19,802	1.39	886
	Ag:		57.8	36,802
M&I Resources	Au:	16,873	0.92	497
	Ag:		31.3	16,989

Operating Results (50%)[9]	Production (Au eq ozs)	Cost of Sales ($ / oz)
FY2007*	197,554	$269
FY2006*	155,180	$309

KINROSS

*Production for La Coipa are Kinross' 50% share for 2006 and from January1, 2007 through December 21, 2007, and 100% from December 22 through December 31, 2007.

Crixas, Brazil (50%)

- Joint venture with AngloGold Ashanti (operator)

Mineralization as at Dec.31.06	Tonnes (x 1,000)	Grade (g/t)	Ounces (x 1,000)
2P Reserves	2,881	4.23	392
M&I Resources	436	0.40	50

Operating Results	Production (Au eq ozs)	Cost of Sales ($ / oz)
FY2007	91,305	$260
FY'06:	97,009	$186

KINROSS

Endnotes

(1) For further information on Kinross' production and cost outlook for 2008 & 2009, please refer to the Kinross press releases dated January 18, 2008 and February 21, 2008, which can both be found on our website at www.kinross.com.

(2) For further information, please refer to Kinross' Mineral Reserve and Resource Statements at December 31, 2007, as released February 21, 2008 which can be found on our website at www.kinross.com.

(3) For information relating to the status of Kinross' development projects at Paracatu, Kupol or Buckhorn, please refer to the Kinross press release dated February 21, 2008, available on our website at www.kinross.com.

(4) Please refer to the Kinross press release dated February 21, 2008 for information relating to the Fort Knox Phase 7 Pit Expansion and Heap Leach Project.

(5) For further information regarding Kinross' Capital Expenditures and Exploration & Business Development expenditures for 2008, please refer to the Kinross press release dated February 21, 2008 available on our website at www.kinross.com.

(6) Cost of sales margin is defined as the average realized gold price less cost of sales per ounce.

(7) For more detail on Kinross' financial results for the year ended 2007, please refer to the Kinross press release dated February 21, 2008, available on our website at www.kinross.com.

KINROSS

KINROSS