



# Continuing to Build a High Quality Gold Company

August 2011

# Forward Looking Statement



Certain of the statements made in this Presentation may contain forward-looking statements within the meaning of the United States Private Securities Litigation Reform Act of 1995 and forward-looking information within the meaning of applicable Canadian securities law. These forward-looking statements or information include, but are not limited to statements or information with respect to financial disclosure, estimates of future production, the future price of gold, estimations of mineral reserves and resources, estimates of anticipated costs and expenditures, development and production timelines and goals and strategies.

We have made numerous assumptions about the forward-looking statements and information contained herein, including among other things, assumptions about the price of gold, anticipated costs and expenditures and our ability to achieve our goals. Even though our management believes that the assumptions made and the expectations represented by such statements or information are reasonable, there can be no assurance that the forward-looking statement or information will prove to be accurate.

Forward-looking statements and forward-looking information by their nature are based on assumptions and involve known and unknown risks, uncertainties and other factors which may cause the actual results, performance or achievements of the Company to be materially different from any future results, performance or achievements expressed or implied by such forward-looking statements or information. Should one or more of these risks and uncertainties materialize, or should underlying assumptions prove incorrect, actual results may vary materially from those described in forward-looking statements or information. Such risks, uncertainties and other factors include, among others, the following: gold price volatility; discrepancies between actual and estimated production, mineral reserves and resources and metallurgical recoveries; mining operational and development risk; regulatory restrictions, including environmental regulatory restrictions and liability; risks of sovereign investment; currency fluctuations; speculative nature of gold exploration; global economic climate; dilution; share price volatility; competition; loss of key employees; additional funding requirements; and defective title to mineral claims or property, as well as those factors discussed in the section entitled "Risk Factors" in the Company's Annual Information Form & Form 40-F dated March 31, 2011. Should one or more of these risks, uncertainties or other factors materialize, or should underlying assumptions prove incorrect, actual results may vary materially from those described in forward-looking statements and information.

Although we have attempted to identify factors that would cause actual actions, events or results to differ materially from those described in forward-looking statements and information, there may be other factors that cause actual results, performances, achievements or events to not be as anticipated, estimated or intended. Also many of the factors are beyond our control. There can be no assurance that forward-looking statements or information will prove to be accurate, as actual results and future events could differ materially from those anticipated in such statements. Accordingly you should not place undue reliance on forward-looking statements or information.

Except as required by law, we do not expect to update forward-looking statements and information continually as conditions change and you are referred to the full discussion of the Company's business contained in the Company's reports filed with the securities regulatory authorities in Canada and the U.S. All forward-looking statements and information contained in this presentation are qualified by this cautionary statement.

**Cautionary Note to U.S. Investors: Mineral Reserves and Mineral Resources** - The terms "mineral reserve", "proven mineral reserve" and "probable mineral reserve" referred to in the Company's disclosure are Canadian mining terms as defined in accordance with National Instrument 43-101 - Standards of Disclosure for Mineral Projects under the guidelines set out in the Canadian Institute of Mining, Metallurgy and Petroleum (the "CIM") Standards on Mineral Resources and Mineral Reserves, adopted by the CIM Council on August 20, 2000 as may be amended from time to time by the CIM. These definitions differ from the definitions in the United States Securities & Exchange Commission ("SEC") Guide 7. Under SEC Guide 7 standards, a "final" or "bankable" feasibility study is required to report reserves, the three-year historic average price is used in any reserve or cash flow analysis to designate reserves and the primary environmental analysis or report must be filed with the appropriate governmental authority.

The terms "mineral resource", "measured mineral resource", "indicated mineral resource", "inferred mineral resource" used in the Company's disclosure are Canadian mining terms as defined in accordance with National Instrument 43-101 - Standards of Disclosure for Mineral Projects under the guidelines set out in the CIM Standards. Mineral resources which are not mineral reserves do not have demonstrated economic viability.

While the terms "mineral resource", "measured mineral resource", "indicated mineral resource", and "inferred mineral resource" are recognized and required by Canadian regulations, they are not defined terms under standards in the United States and normally are not permitted to be used in reports and registration statements filed with the SEC. As such, information contained in the Company's disclosure concerning descriptions of mineralization and resources under Canadian standards may not be comparable to similar information made public by U.S. companies in SEC filings. With respect to "inferred mineral resource" there is a great amount of uncertainty as to their existence and a great uncertainty as to their economic and legal feasibility. It can not be assumed that all or any part of an "inferred mineral resource" will ever be upgraded to a higher category. Investors are cautioned not to assume that any part or all of mineral deposits in these categories will ever be converted into reserves.

# Worldwide Operations



Eldorado Gold is a Canadian gold producer with six operating mines, one mine under construction, two development projects and an extensive 2011 exploration program. We presently operate in China, Turkey, Brazil and Greece.



# 2011 Strategy and Objectives

---



Focus on organic growth:

- Increase gold production by approx. 15% to 700,000 - 725,000 oz at \$390 - 410/oz cash operating cost
- Complete construction of two new mines
- Advance development projects
- Maintain production costs in lowest quartile
- Increase dividend
- Accelerate principal repayment of RMB debt
- Increase exploration programs by 32% to \$54 million
- Plan for internal production expansions
- Maintain highest safety and environmental standards

# 2011 Operating Highlights

(amounts in US\$ unless otherwise stated)

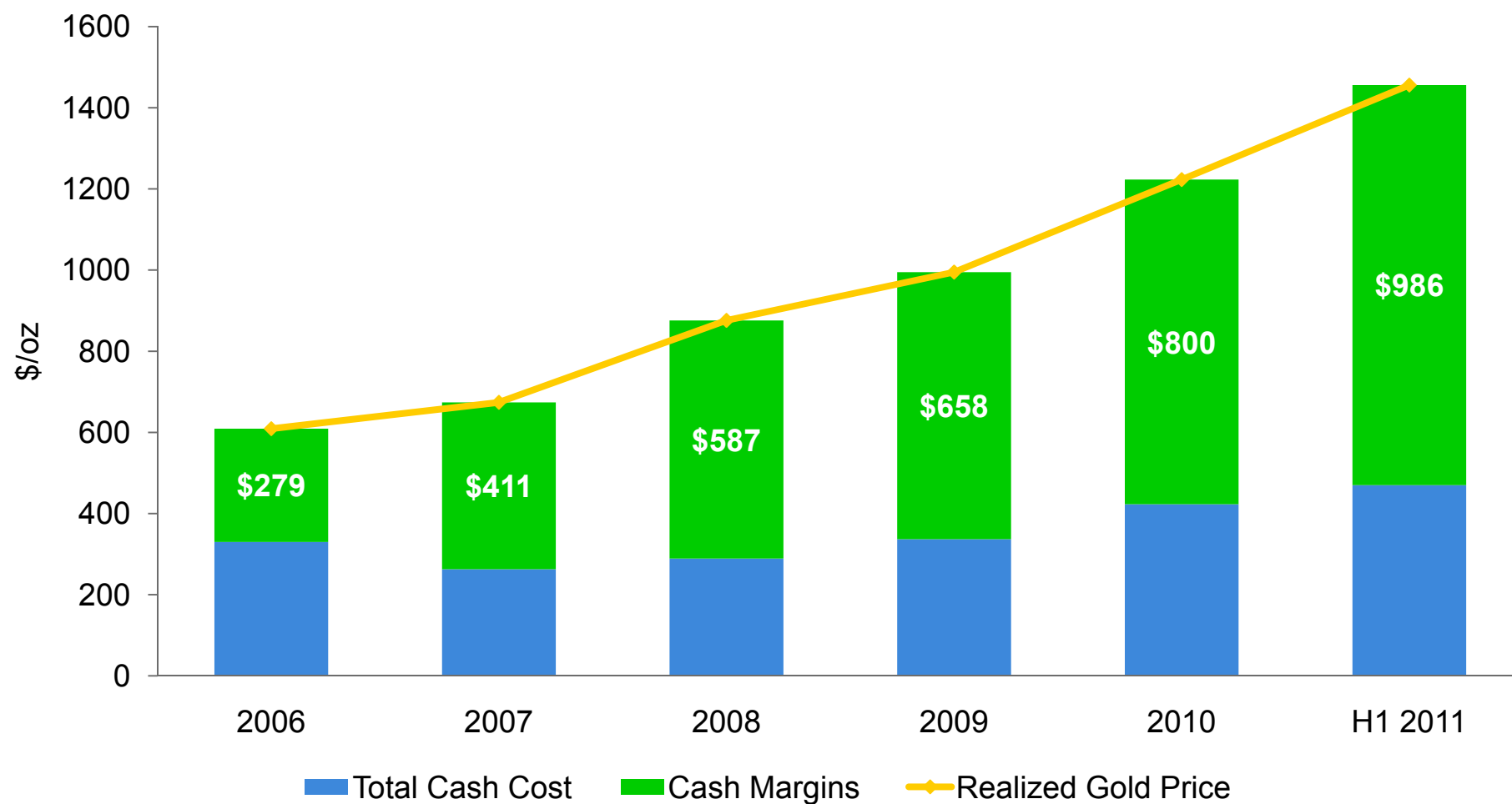


	Q1 2011	Q2 2011	Year-to-Date
Gold Production (oz)	148,577	162,429	311,006
Gold Sales (oz)	148,530	162,164	310,694
Realized Gold Price	\$1,397	\$1,510	\$1,456
Cash Operating Cost	\$410	\$397	\$403
Total Cash Cost	\$462	\$477	\$470
Cash flow from operating activities before changes in non-cash working capital	\$91.7 million (\$0.17/share)	\$115.7 million (\$0.21/share)	\$207.4 million (\$0.38/share)
Net Income	\$52.5 million (\$0.10/share)	\$74.9 million (\$0.14/share)	\$127.3 million (\$0.23/share)
Cash Balance	\$271.4	\$231.4 million	\$231.4 million
Dividend	C\$0.05	C\$0.06*	C\$0.11

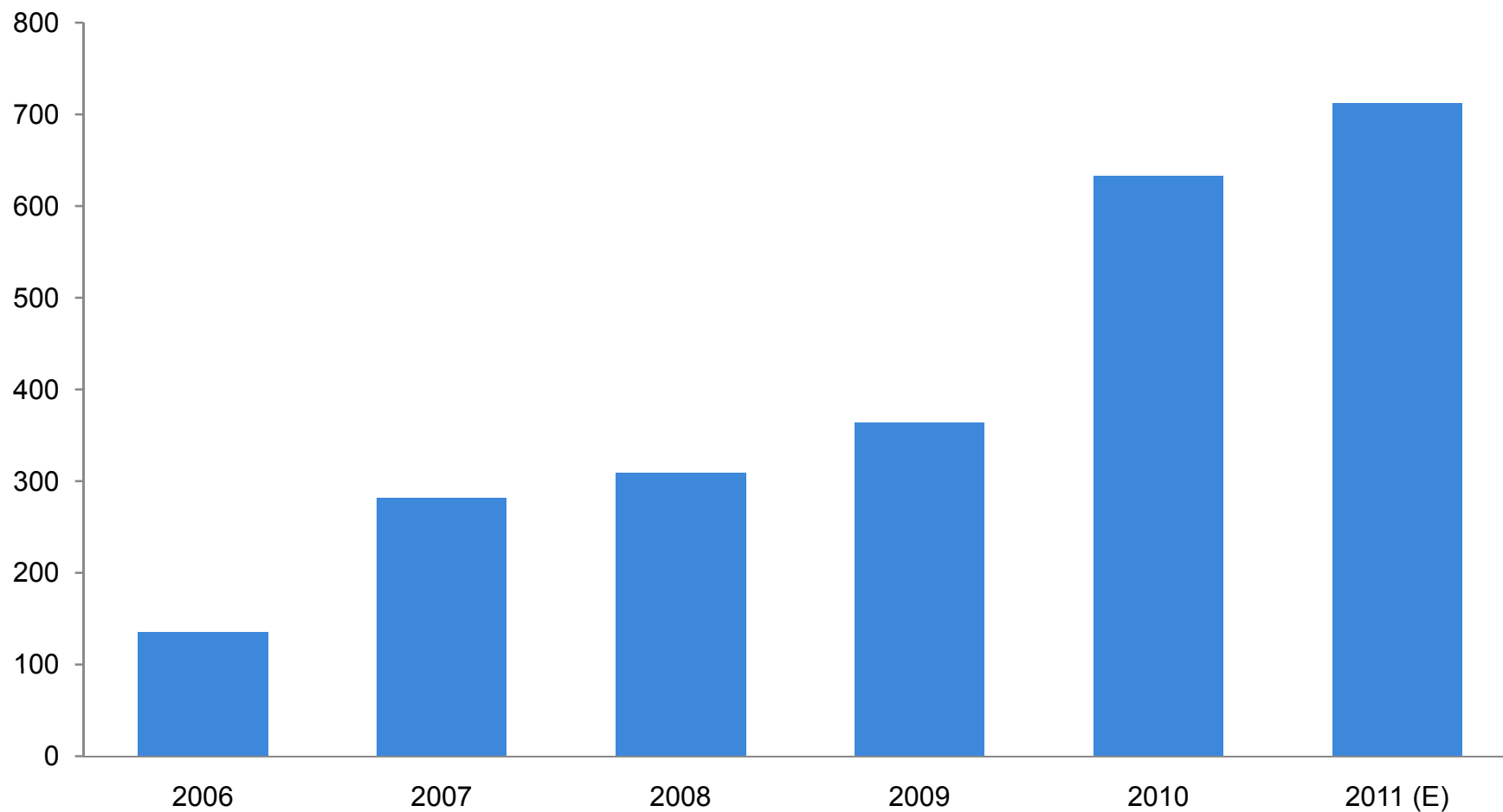
\* Payable to shareholders of record on August 12, 2011



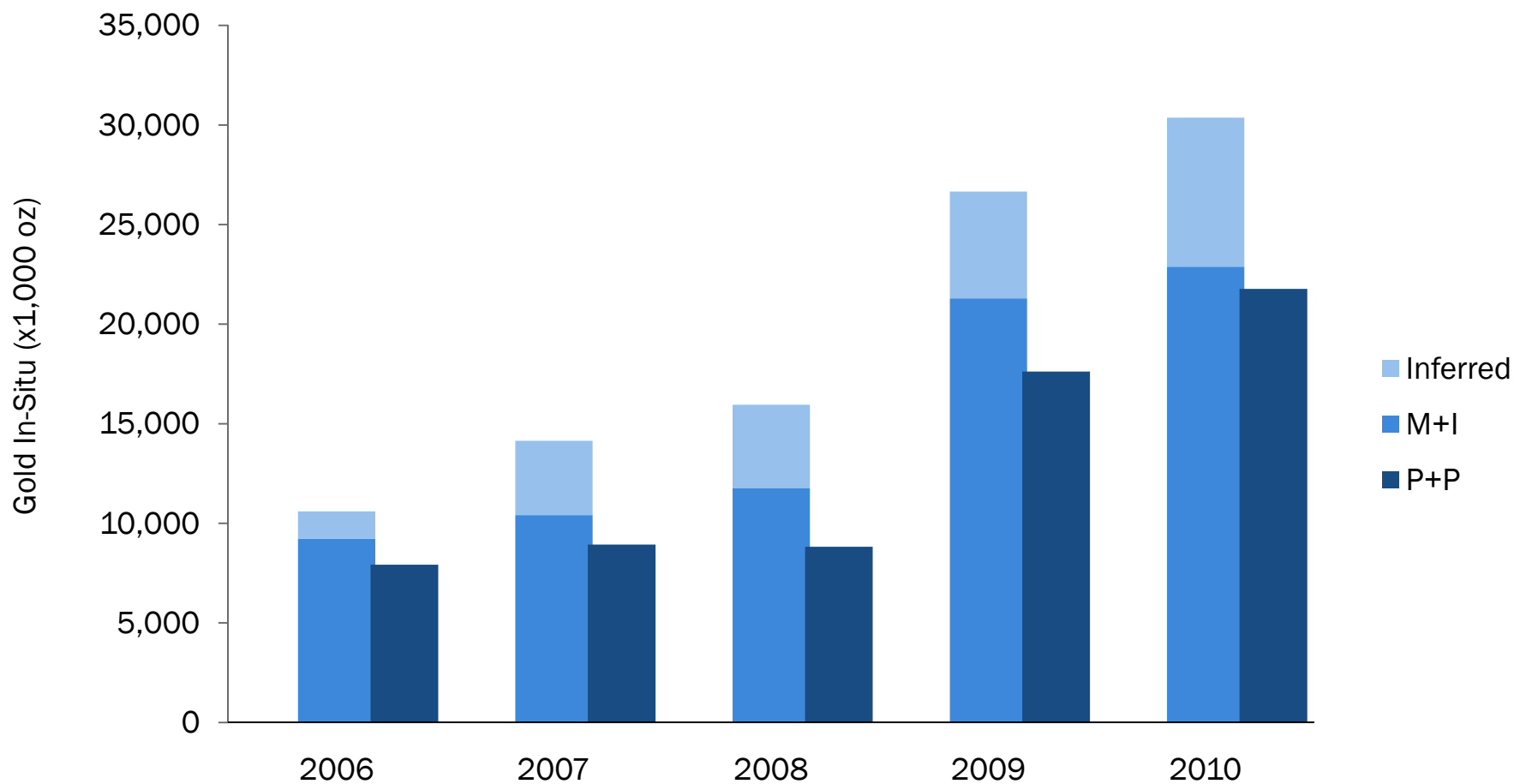
# Expanding Margins



# Annual Gold Production (in x1,000 oz)



# Gold Resources and Reserves





# Experienced Technical Team



## **Norm Pitcher, Chief Operating Officer**

Mining geologist with 25+ years experience in the exploration, development and operation of open pit and underground mines throughout the world.

## **Paul Skayman, Sr. VP, Operations**

Metallurgist with 22+ years of mining industry experience in Australia, Asia and Africa. Formerly Project Manager and General Manager for China Operations with Afcan Mining Limited.

## **Dale Churcher, VP, Engineering**

35+ years experience in North and South America, Europe, Africa and Asia. Involved in development of the Kişladağ and Efemçukuru mines from exploration to engineering and construction.

## **Doug Jones, VP, China Operations**

Mining engineer with 30+ years' experience in project, technical and operations management of surface and underground mines in North America and internationally. Recently joined Eldorado from Kinross Gold; previously with Freeport, Newmont, Stillwater.

# Experienced Technical Team



## **Peter Lewis, VP, Exploration**

Geologist with 20 years' experience in mineral exploration, specializing in the structural controls of mineral deposits in worldwide geological settings. As a consultant, previous clients included Teck Resources, Barrick Gold, Newmont, Ivanhoe Mines and Eldorado.

## **Eduardo Moura, VP, Business Development**

Mining engineer with 15 years' experience at Eldorado: Planning engineer at the São Bento Gold Mine in Brazil since 1996; in Vancouver head office since 2000. Involved in the evaluation of numerous open pit and underground projects, corporate transactions.

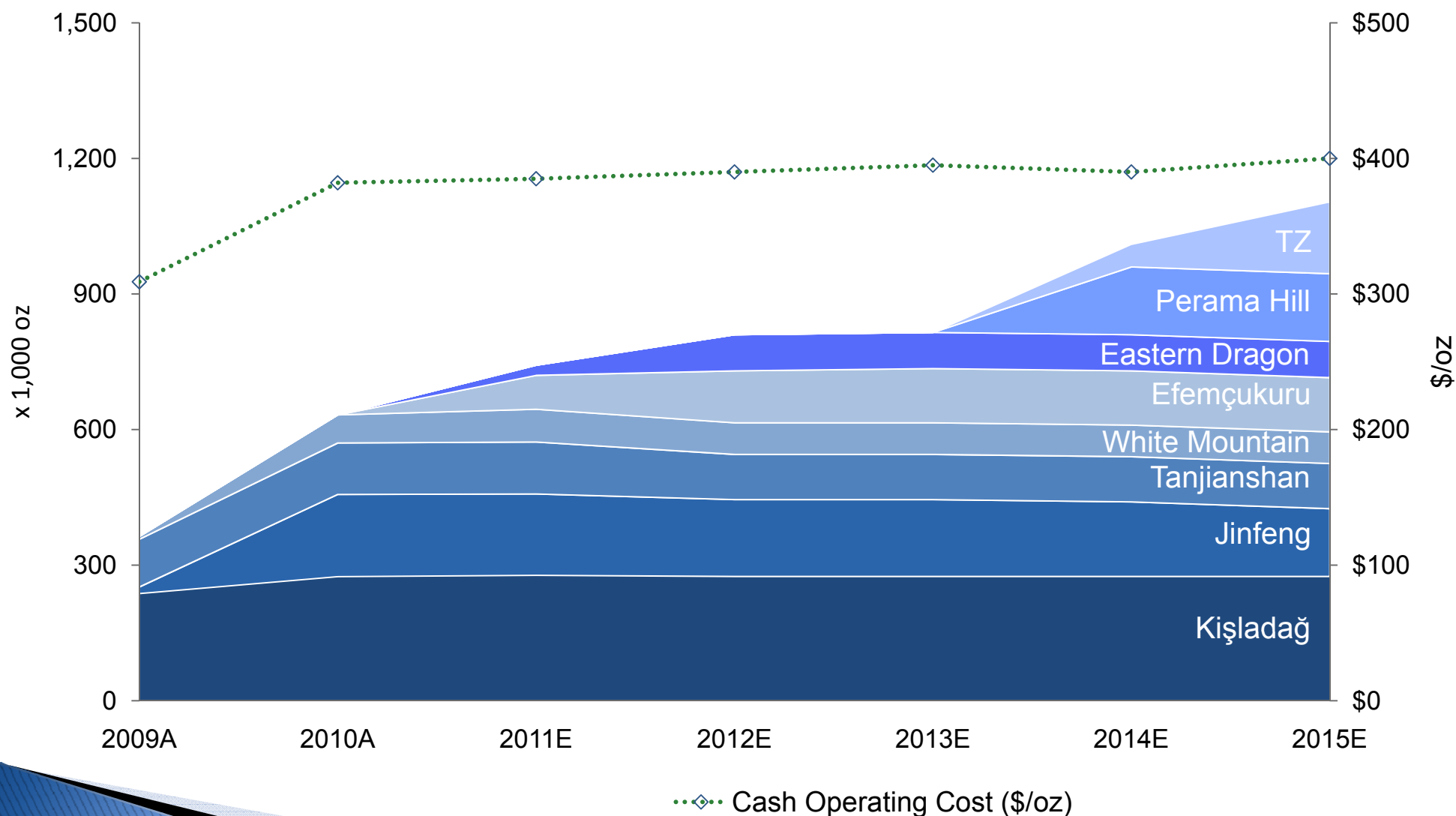
## **Stephen Juras, Director, Technical Services**

Geologist with more than 30 years' experience in operations, consulting and academia. Areas of expertise include precious and base metals exploration, resource modeling, mine geology and ore control. Previously with AMEC Americas and Westmin Resources.

## **Rick Alexander, Project Director**

Mechanical engineer with 25+ years' of global experience in developing mining projects. Experience includes operations and all phases of project development in Canada, Australia, Russia, Central and South America, Mexico, Turkey and the US.

# Gold Production Profile

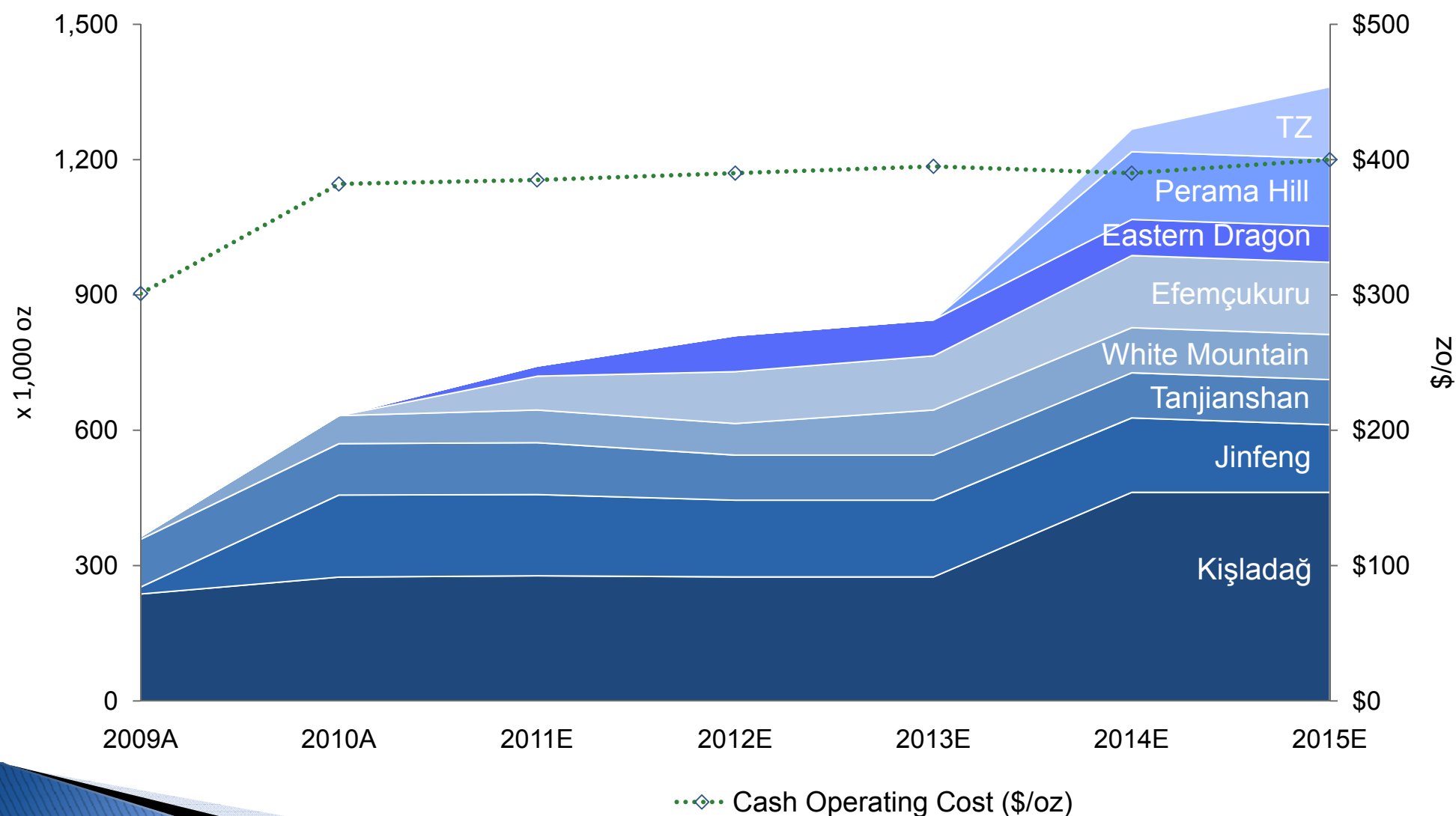


# Expansion Opportunities



Mine	Planned Production (oz/yr)	Anticipated Increase (oz/yr)	Anticipated Timeframe
Kisladag	275,000	175,000 – 225,000	2014
Efemcukuru	120,000	35,000 – 45,000	2014
White Mountain	70,000	25,000 – 35,000	2013
TOTAL		235,000 – 305,000	

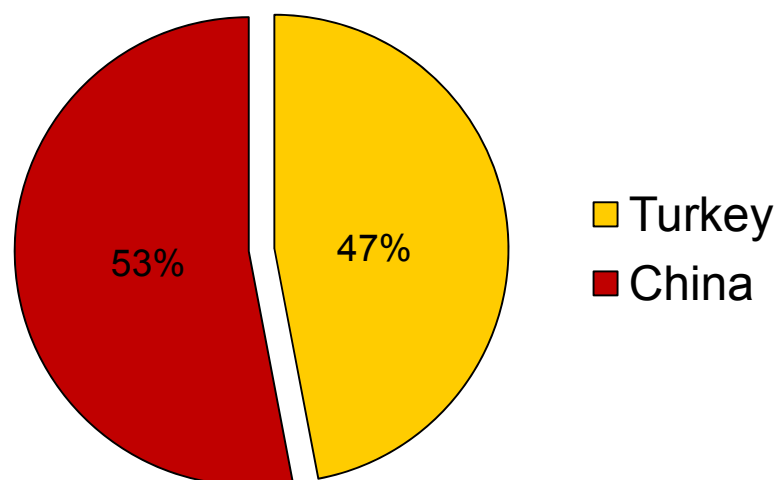
# Enhanced Gold Production Profile



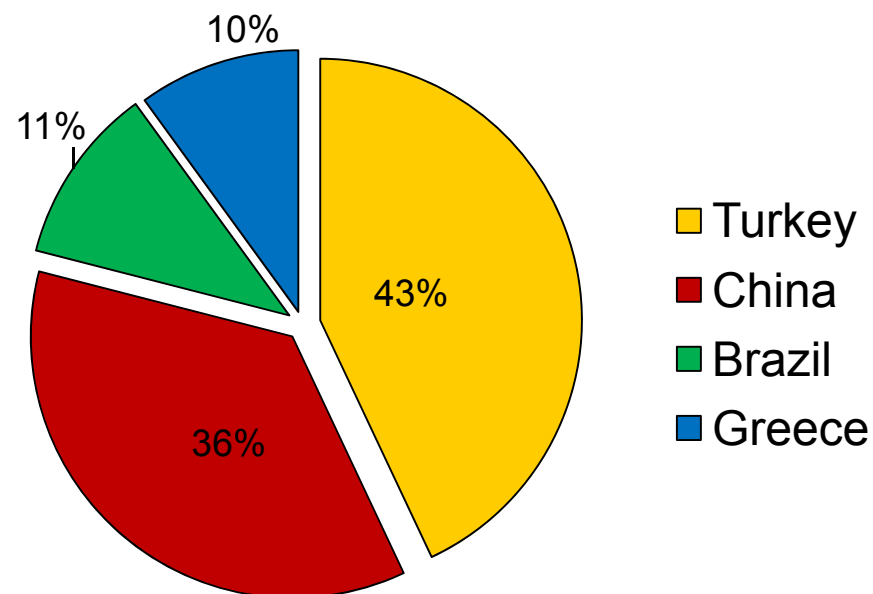
# Diversifying our Gold Production

Percentage of Eldorado's gold production

## Gold Production 2011 (E)



## Gold Production 2015 (E)





# Kışladağ Mine, Turkey



## 2011 Highlights

- Received supplemental EIA Positive Certificate for throughput of 12.5 M tonnes of ore/year
- Treatment plant for Efemcukuru flotation concentrate to be complete in Q4
- Phase IV expansion studies ongoing
- Planned gold production: 270,000 - 285,000 oz at \$350 - 365/oz cash operating cost
- Exploration focus: Resource drilling in the western deposit area, geophysics for deep target generation

Location	Uşak Province, Western Turkey
Deposit	Gold porphyry
Ownership	100%
Type	Open pit, heap leach gold mine
Commercial production	July 2006
P+P reserves	10.2 M oz gold @ 0.74 g/t
M+I resources	12.2 M oz gold @ 0.68 g/t
Inferred resources	4.4 M oz gold @ 0.43 g/t
2010 annual gold production	274,592 oz
Annual cash operating cost	\$329/oz
Recovery	65%
Strip ratio	1.42:1
Q2 2011 gold production	66,688 oz
Cash operating cost	\$389/oz
H1 2011 gold production	117,521
Cash operating cost	\$387

# Efemçukuru Mine, Turkey



## 2011 Highlights

- Received Trial Operating Permit; commissioning and production started in Q2
- Complete expansion plan review by year-end
- Exploration focus: Strike extension and parallel Kokarpinar vein

Location	Izmir Province, Western Turkey
Deposit	High grade epithermal gold vein
Ownership	100%
Type	Underground gold mine
Production	Q 2, 2011
P+P reserves	1.5 M oz gold @ 9.10 g/t
M+I resources	1.7 M oz gold @ 9.55 g/t
Inferred resources	352,000 oz gold @ 6.43 g/t
Capex	\$152 million
2011 mining and processing	254,000 tonnes ore at 11.06 g/t Au
Average annual gold production	120,000 oz

# Jinfeng Mine, China



## 2011 Highlights

- Planned gold production: 175,000 - 185,000 oz at \$445 - 465/oz cash operating cost
- Exploration focus:  
Surface and underground drilling in immediate mine area (24,000 m); regional exploration on 11 exploration licenses with sediment-hosted Carlin-type potential

Location	Guizhou Province, China
Deposit	Carlin-type
Ownership	82% Eldorado, 18% Guizhou Lannigou Gold Mine Limited
Type	Open pit and underground gold mine
P+P reserves	1.9 M oz gold @ 4.03 g/t
M+I resources	2.6 M oz gold @ 3.55 g/t
Inferred resources	1.0 M oz gold @ 3.85 g/t
2010 annual gold production	181,950 oz
Annual cash operating cost	\$425/oz
2011 forecast ore production	1.55 Mt at 4.06 g/t Au
Q2 2011 gold production	46,350 oz
Cash operating cost	\$401/oz
H1 2011 gold production	94,914 oz
Cash operating cost	\$416/oz



# Tanjianshan Mine, China



## 2011 Highlights

- Mine and plant operate to plan following improvements to the process circuit; installation of a flash flotation cell improved flotation recoveries
- Planned gold production 110,000 - 120,000 oz at \$410 - 430/oz cash operating cost
- Exploration focus: Infill drilling at the 323 deposit, underground development and drilling at the QLT Deep area; general target generation

Location	Qinghai Province, China
Deposit	Orogenic
Ownership	90% Eldorado, 5% Qinghai Number One Geological Brigade, 5% Dachaidan Gold Mine
Type	Open pit gold mine, float-roast-CIL
P+P reserves	587,000 oz gold @ 3.42 g/t
M+I resources	777,000 oz gold @ 2.98 g/t
Inferred resources	507,000 oz gold @ 3.28 g/t
2010 annual gold production	113,864 oz
Annual cash operating cost	\$383/oz
Strip ratio, JLG open pit	2.56:1
2011 Forecast ore production	1 Mt at average grade of 4.04 g/t Au
Q2 2011 gold production	31,977 oz
Cash operating cost	\$343/oz
H1 2011 gold production	60,470 oz
Cash operating cost	\$371/oz

# White Mountain Mine, China



## 2011 Highlights

- Capital expenditures: \$4.8 M for underground development
- Engineering review for increased production to be completed by the end of Q4
- Planned gold production 70,000 - 75,000 oz at \$485 - 500/oz cash operating cost

Location	Jilin Province, China
Deposit	Orogenic
Ownership	95% Eldorado, 5% Jilin Tonghua Institute of Geology and Minerals Exploration and Development
Type	Underground gold mine, CIL plant
P+P reserves	720,000 oz gold @ 3.74 g/t
M+I resources	946,000 oz gold @ 3.70 g/t
Inferred resources	337,000 oz gold @ 3.59 g/t
2010 annual gold production	62,133 oz
Cash operating cost	\$487/oz
2011 Forecast ore production	707,000 t ore at a grade of 4.02 g/t
Q2 2011 gold production	17,414 oz
Cash operating cost	\$518/oz
H1 2011 gold production	38,101 oz
Cash operating cost	\$475/oz

# Vila Nova Mine, Brazil



## 2011 Highlights

- Significant financial upside associated with price escalation
- Exploring opportunities to enhance business through increased production and identification of additional resources
- Planned iron ore production 440,000 - 480,000 tonnes

Location	Amapa State, Brazil
Ownership	100%
Type	Open pit iron ore mine
P+P reserves	9.2 M tonnes (61.0% Fe)
M+I resources	9.9 M tonnes (61.5% Fe)
Inferred resources	2.0 M tonnes (61.2% Fe)
Designed annual production capacity	900,000 ROM ore
Capex	\$39 million
Mine life	9 years
Q2 2011 iron produced	174,672 tonnes
Q2 2011 iron ore sold	43,418 tonnes
Q2 average price received	\$149/tonne
Q2 average cash operating cost	\$64/tonne



# Eastern Dragon Project, China



## 2011 Highlights

- Commissioning and production start in Q4
- Capital spending (est.): \$62.5 M to complete project construction
- Forecast ore production: 40,000 tonnes at 17.38 g/t gold and 132 g/t silver

Location	Heilongjiang Province, China	
Deposit	High-grade, epithermal, gold-silver vein	
Ownership	95% Eldorado, 5% County (Daxinglanling Yihua Development Company Limited)	
Type	Open pit and underground gold mine, CIL plant under construction	
Production	Q4, 2011	
	<u>Gold</u>	<u>Silver</u>
P+P reserves	764,000 oz @ 7.71 g/t	7.0 M oz @ 71 g/t
M+I resources	852,000 oz @ 7.50 g/t	8.3 M oz @ 73 g/t
Inferred resources	190,000 oz @ 2.67 g/t	-
Average annual gold production	80,000 oz	

# Perama Hill Project, Greece



## 2011 Highlights

- Accepted for Fast Tracking process
- Joint ministerial decision is expected in August
- Anticipate submitting the Environmental Impact Assessment (EIA) in 2011
- Expect to receive all permits and licenses by Q1 2012, enabling a construction decision

Location	Eastern Thrace, northern Greece
Deposit	Epithermal non-refractory oxide
Ownership	100%
Type	Open pit
P+P reserves	975,000 oz gold @ 3.13g/t
M+I resources	1,382,000 oz gold @ 3.46 g/t
Inferred resources	554,000 oz gold @ 1.96 g/t
Strip ratio	0.35:1
Estimated metallurgical recovery	90%
Construction scheduled to begin	mid-2012
Construction Capital	\$159 M
Average cash operating cost	\$278/oz
Average annual gold production	110,000 oz

# Tocantinzinho Project (TZ), Brazil



## 2011 Highlights

- Prefeasibility Study was completed in May
- Applications for 4.4 M t/year open pit and processing operation to be submitted to Environmental Agency of Para State
- Submission of EIA expected during Q3
- Feasibility Study to be completed in Q1 2012
- Exploration focus: Aggressive exploration program underway in and around TZ and the Tapajos trend - to add to resource base and improve financial performance

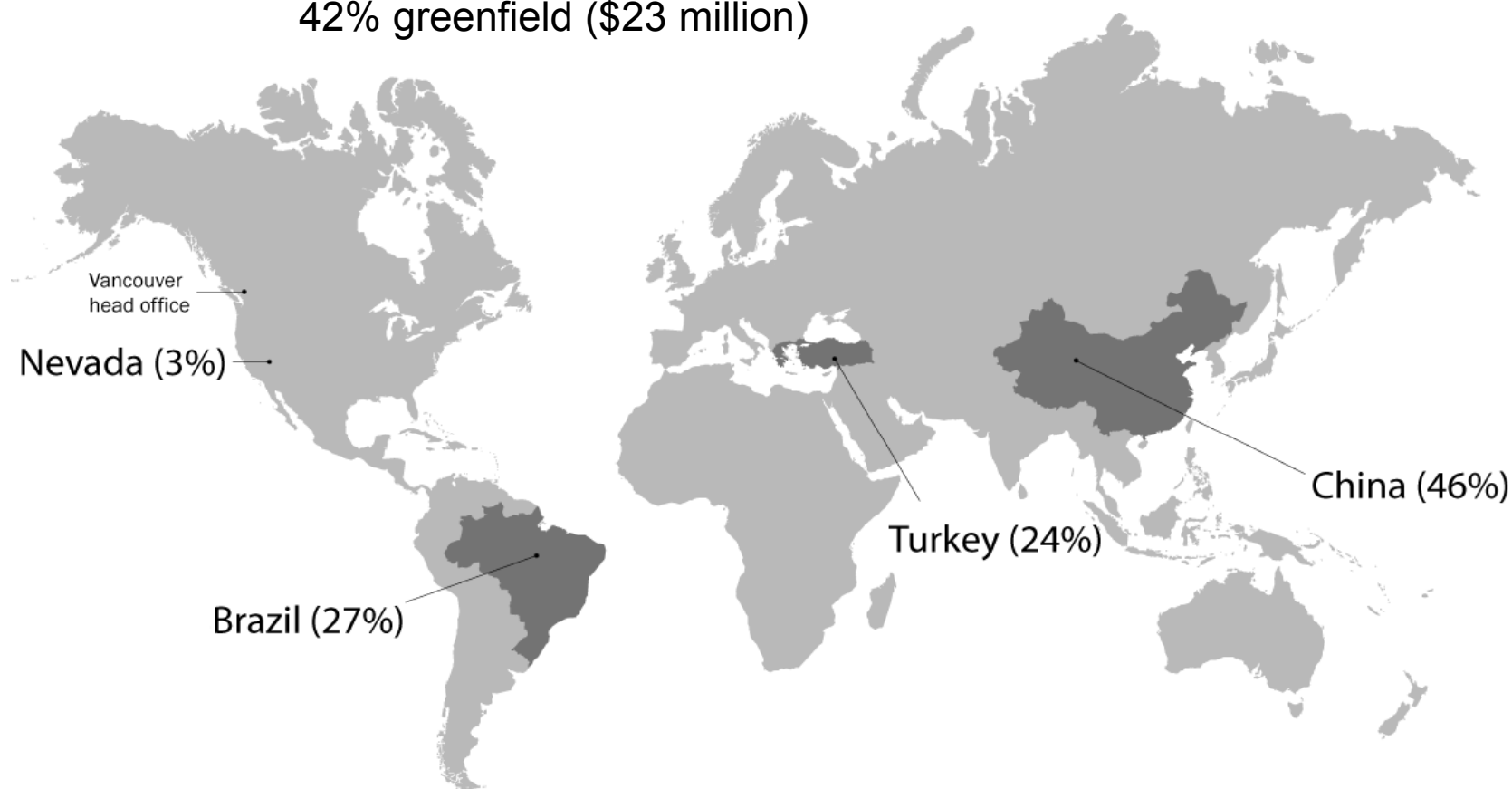
Location	Tapajos district, Para State, central Brazil
Deposit	shallow, intrusion-hosted, non-refractory gold deposit
Ownership	100%
Type	Open pit
P+P reserves	1.9 M oz gold @ 1.25 g/t
M+I resources	2.4 M oz gold @ 1.06g/t
Inferred resources	147,000 oz gold @ 0.66 g/t
Mine life	11 years
Initial capital expenditures	\$383.5 M
Average annual gold production	159,000 oz

# Where we Explore

2011 Exploration budget: \$54 million

Allocation: 58% minesite and brownfield (\$31 million)

42% greenfield (\$23 million)





# Brazil Drilling Programs

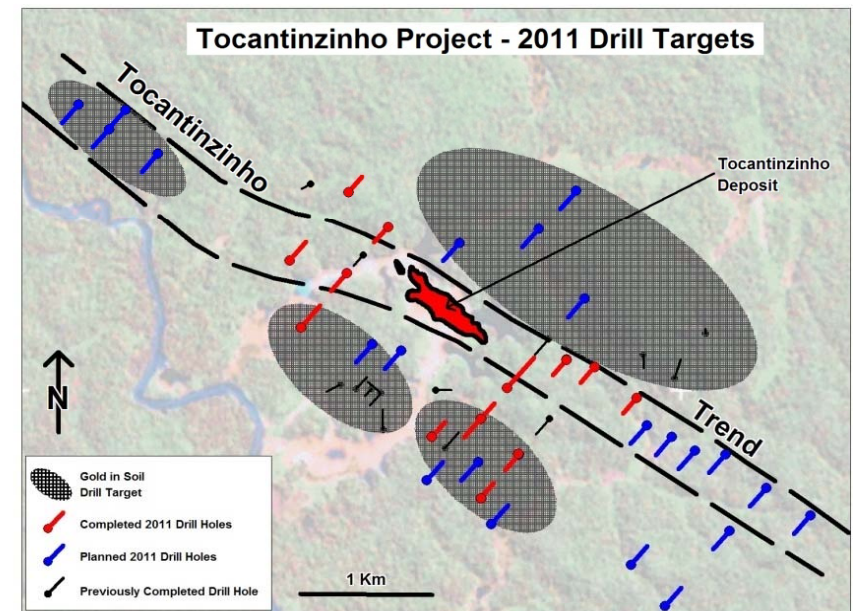
Brownfields: 15,000 metres

Early stage/reconnaissance: 4,500 metres



## Tapajos Region

- Tocantinzinho: brownfields targets. 2011 plan includes 15,000 metres of diamond drilling (approx. 50-60 holes)
- Agua Branca, Piranhas: early stage exploration



# China Drilling Programs

Minesite/brownfields: 67,500 metres

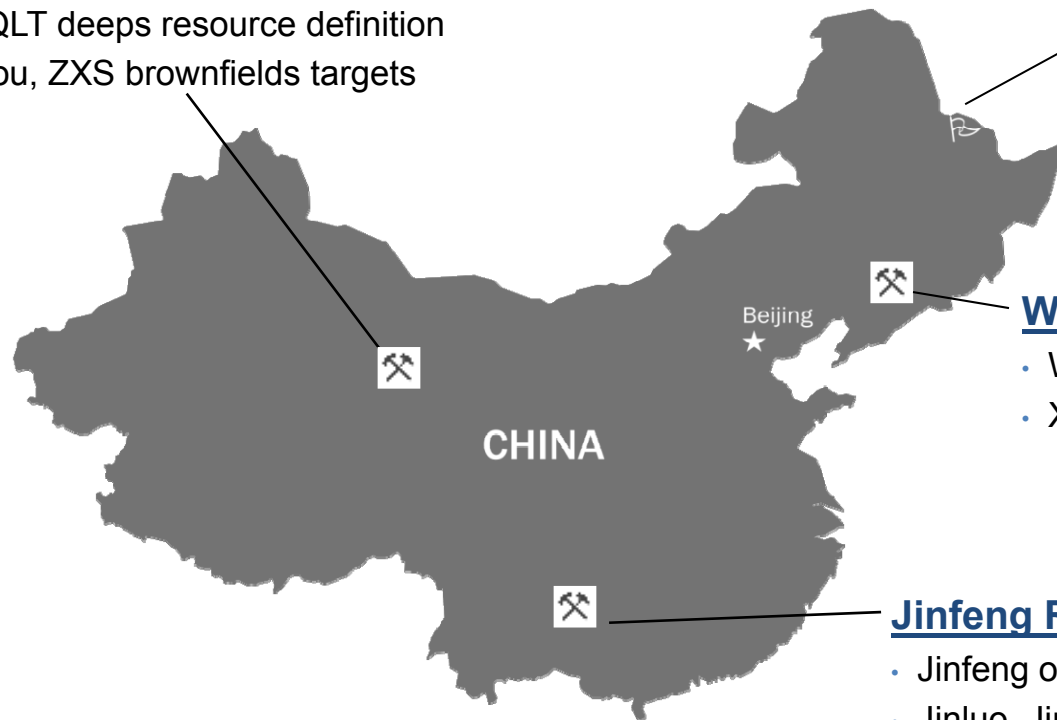
Early stage: 25,500 metres

## Tanjianshan

- 323, QLT deeps resource definition
- Xijingou, ZXS brownfields targets

## Eastern Dragon Region

- Lode 5 resource definition



## White Mountain Region

- White Mountain ore body extension
- Xiaoshiren, Dongdapo early stage exploration

## Jinfeng Region

- Jinfeng ore body infill and extensions
- Jinluo, Jindu JV projects early stage targets



# Turkey Drilling Programs

Minesite and brownfields: 12,500 metres

Early stage/reconnaissance: 15,000 metres



# Efemçukuru Drilling Programs

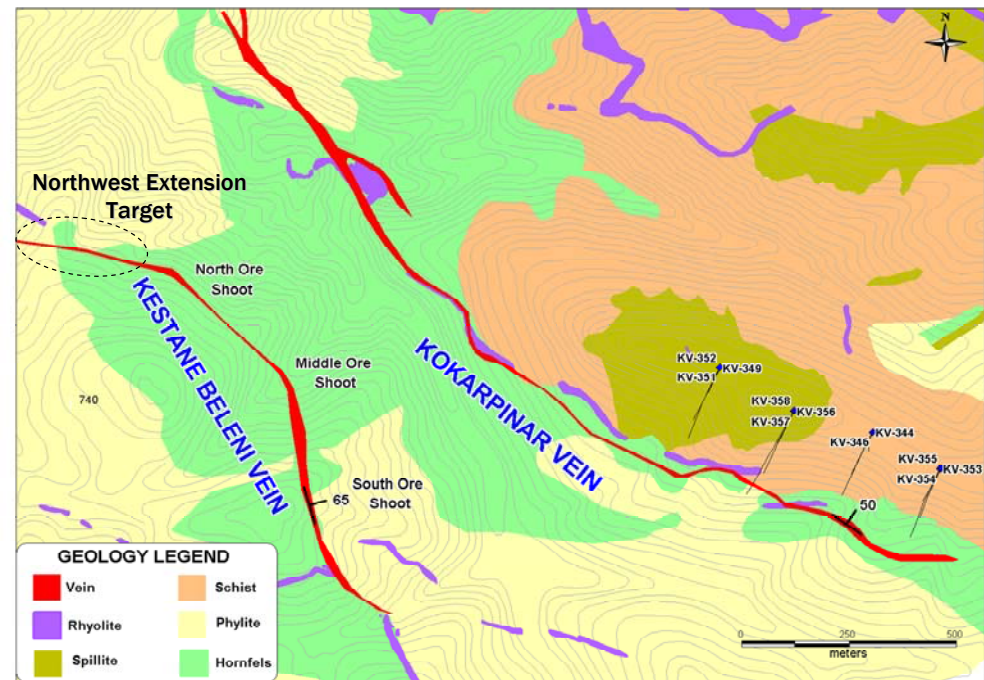
## Kışladağ Minesite

Brownfields targets



## Efemçukuru Minesite

- Northwest Kestane Beleni
- Kokarpinar



Geological map of the Efemçukuru deposit area, showing surface traces of mineralized veins, locations of 2010 Kokarpinar vein drillholes, and Northwest Kestane Beleni extension target area.

# Strengths

---



- Experienced technical team
- Strong balance sheet
- Growth from current assets in four jurisdictions
- Lowest quartile of costs
- Proven record of execution



# Thank you

TSX: **ELD**   NYSE: **EGO**   ASX: **EAU**

Shares Outstanding (as of June 30, 2011): 560.4 M

Investor Relations: Nancy Woo (604) 601-6650 • [nancyw@eldoradogold.com](mailto:nancyw@eldoradogold.com)