

PIPELINE SAFETY

What You Need to Know About Natural Gas Pipelines

Boardwalk Louisiana Gas Transmission, LLC (BLGT) is committed to operating its pipelines safely and acting responsibly in the communities in which we operate. We have prepared this pamphlet to ensure you are properly informed about our pipelines and to provide safety instructions.

Working Together For Safety

Boardwalk Louisiana Gas Transmission is a Hinshaw natural gas pipeline offering transportation services in the state of Louisiana. With connections to multiple interstate natural gas pipelines, BLGT offers customers access to a variety of supply basins. BLGT currently serves power, industrial and other end use markets in the Lake Charles Area and is well positioned to grow and serve a larger customer base in Calcasieu Parish, Louisiana. Our pipelines carry natural gas to heat homes and fuel appliances. Underground natural gas pipelines are the safest mode of energy transportation. We need your help to keep it that way. It is important for everyone who lives and works near natural gas pipelines to know the basic safety information provided in this pamphlet.

By working together, we can keep our natural gas pipelines operating safely and quietly without disturbances or inconvenience to our neighbors.

Boardwalk Louisiana Gas Transmission has a damage prevention program to prevent damage to its pipelines from excavation activities. Excavation activities include excavation, blasting, boring, tunneling, backfilling, the removal of aboveground structures by either explosive or mechanical means, and other earthmoving operations. To learn the location of underground pipelines before excavation activities begin, contact 811.

24-Hour Emergency (Emergencia 24-horas)
or if you notice suspicious activity near our pipeline, call
1-800-850-0051
For non-emergencies call
713-479-8000

Please visit our company website for more safety related information at bwpipelines.com/safety/default.aspx.

For additional information that is available for the public, please visit the **National Pipeline Mapping System** website at npms.phmsa.dot.gov.

Louisiana Department of Natural Resources Website: www.dnr.louisiana.gov

Para casos que nosean de emergencia, llame **713-479-8000**.
Para obtener un folleto en español, visite nuestro sitio web bwpblgt.com.

Before You Dig

Before you install fencing, storage buildings, mailboxes, an irrigation system, plant trees, etc., federal law requires you to contact the state's One-Call Center at least 2 - 3 business days prior to beginning work, according to individual states' requirements. Failure to comply may result in significant fines from state agencies.

Before you dig, please contact the National One-Call Center at 811.

- Give the One-Call Center your address and your digging location.
- BLGT will send a representative, at no charge, to mark its pipelines near your dig site.
- If you dig and come into contact with a pipeline, stop immediately and, from a safe area, contact BLGT at 1-800-850-0051.
- The company will inspect and repair any damage, no matter how minor. A gouge, scrape, scratch, dent or crease to the pipe or coating could cause a safety problem over time.
- Federal laws require all damages to be reported to the facility owner.

How To Identify Our Pipelines

Pipelines are generally buried underground, therefore, out of sight. To identify BLGT pipelines, markers like these are used to show their approximate locations.

Willful removal or damage of markers is a federal offense, and each offense is subject to a fine, or imprisonment, or both.

Here are some important facts about our markers and pipeline right-of-way:

- The purpose of a pipeline marker is to identify a pipeline right-of-way and to provide information about BLGT's pipelines including operator name; phone numbers, in case of a possible emergency; and the product inside.
- The pipeline right-of-way is the land over the pipeline, generally measuring 25 feet from each side of the pipeline.
- Markers indicate the general, not exact, location of a pipeline.
- Markers do not indicate how deep the pipeline is buried or how many lines are in the area.
- It is important to know pipelines do not necessarily follow a straight course between two markers.
- Never rely solely on the presence or absence of pipeline markers – someone may have moved or removed the marker.
- To ensure the pipeline right-of-way is properly maintained, do not plant trees or high shrubs, and do not build permanent structures on the right-of-way.
- Do not dig on the right-of-way unless you have notified the One-Call Center. Federal law requires you to call the One-Call Center before digging on or near the right-of-way.
- Do not burn on the right-of-way.



How To Recognize A Pipeline Leak

Our pipelines are monitored 24-hours a day, 7 days a week by our Gas Control Center. In addition, periodic pipeline patrols and leak detection surveys are conducted by our field personnel. In the event of a leak or an emergency involving our pipelines, our field personnel are fully prepared to respond. Our response personnel also coordinate their efforts with public safety officials.

Natural gas is colorless and odorless, unless an odorant is added.

The following are signs that may indicate a leak:



- A hissing or roaring sound (caused by escaping gas).
- A patch of dead or discolored vegetation in an otherwise green setting along a pipeline route.
- Blowing dirt, grass or leaves near a pipeline.
- Flames originating from the ground or from valves along a pipeline route.
- Continuous bubbling in wet, flooded areas or in marshlands, rivers, creeks or bayous.
- A “gas smell” – **although odorant may not be present in a transmission pipeline.**

What To Do If You Notice Or Suspect A Pipeline Leak

Gas in the pipeline may be compressed at a very high pressure. You can be harmed if you come in direct contact with it as it escapes from the pipeline system.

- *Do not attempt* to extinguish a natural gas fire. Call 911 and BLGT.
- Do not make the telephone call from inside a structure if a leak is suspected nearby.
- *Turn off and abandon* vehicles and equipment in the immediate area.
- *Avoid* open flames or other sources of ignition. Do not light a match and do not start motor vehicles or electrical equipment near a suspected leak.
- If gas is not burning, avoid doing anything that may ignite it.
- *Evacuate* the area on foot, upwind and warn others to stay away from the area.
- ***Do not attempt to operate any pipeline valves. You may inadvertently route additional gas to the leak.***

How To Report A Pipeline Leak

If you feel the situation involves imminent danger, from a safe location, call 911 or your local public safety officials and describe the location and the situation. You should also report the leak to BLGT by calling 1-800-850-0051 if you suspect the leak is on one of our pipelines. BLGT's telephone number can also be located on our pipeline marker posts or pipeline signs. Give your name, the location and a description of the leak.

What BLGT Would Do In Case Of An Emergency

First, we take steps necessary to protect life and property by controlling the flow of natural gas through the impacted section of pipeline and calling emergency response organizations. We also immediately assemble and deploy a team of experts to the location to address the emergency.

Our primary concern is the safety of the community and our response team. Once all safety issues are addressed, we begin assessing any property damage resulting from the incident. We also take steps to preserve the integrity of the site and work closely with local, state and federal agencies to determine the cause of the incident and appropriate remedial measures.

Pipeline Integrity Management Program


BLGT has developed and implemented a pipeline Integrity Management Program (IMP) to ensure a safe and secure pipeline in your neighborhood. Through this program, BLGT performs inspection activities, makes improvements and implements preventive measures to ensure public safety and safe pipeline operations. Contact your local BLGT office if you have information about new building or road construction activities or existing daycare facilities, churches, parks, schools, outdoor areas, or subdivisions near BLGT's pipeline. BLGT will verify these sites for inclusion into its IMP plan.



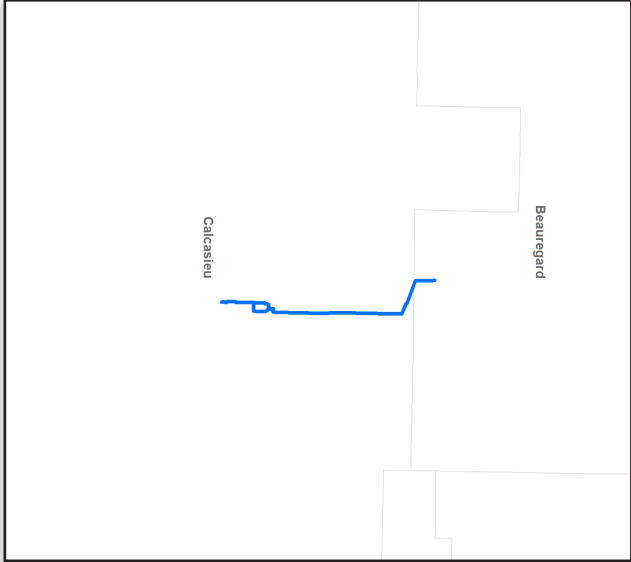
Excavation is any operation for the purpose of movement or removal of earth, rock, or other materials by the use of powered, mechanical or manual means, including digging, augering, boring, backfilling, dredging, plowing-in, trenching, ditching and grading.

PRODUCTS TRANSPORTED IN YOUR AREA (PRODUCTOS TRANSPORTADOS EN SU AREA)		
PRODUCT (PRODUCTO)	LEAK TYPE (TIPO DE FUGA)	VAPORS (VAPORES)
NATURAL GAS GAS NATURAL	Gas	Lighter than air and will generally rise and dissipate. May gather in a confined space and travel to a source of ignition. Los vapores de los gases licuados son inicialmente más pesados que el aire y se propagan cerca del suelo. Los vapores pueden llegar hasta las fuentes de encendido y ocasionar que el fuego retroceda.
HEALTH HAZARDS PELIGROS PARA LA SALUD	Will be easily ignited by heat, sparks or flames and will form explosive mixtures with air. Vapors may cause dizziness or asphyxiation without warning and may be toxic if inhaled at high concentrations. Contact with gas or liquefied gas may cause burns, severe injury and/or frostbite. Son muy fáciles de incendiarse con el calor, chispas o llamas y forman una mezcla explosiva con el aire. Los vapores pueden causar mareos o así xia sin dar ningún aviso y pueden ser tóxicos si se inhalan en concentraciones grandes. El contacto con gas o con gas líquido puede causar quemaduras, heridas graves y/o congelamiento.	

Markers are located near roads, railroads, fences and along pipeline right-of-way.



24-Hour Emergency (Emergencia 24-hours) 1-800-850-0051



Scan here to go
to the Boardwalk
Pipelines website.

BOARDWALK
LOUISIANA GAS TRANSMISSION, LLC
Pipe Diameters
12" - 20"
1-800-850-0051
bwpipelines.com

CONTACT INFORMATION
If you have questions or need additional information,
please contact our office directly or refer to our website.
Boardwalk Louisiana Gas Transmission, LLC
9 Greenway Plaza, Suite 2800
Houston, TX 77046
1-800-850-0051



Know what's below.
Call before you dig.



**You live in an area with a gas pipeline;
this is important information for you!**

Pass this information along to your family members.




PO Box 20008
Owensboro, KY 42304

BLGTR.2025



Important Safety Message for Residents



A subsidiary of Boardwalk Pipelines, LP