

PIPELINE SAFETY

What You Need to Know About Pipelines

Boardwalk Louisiana Midstream, LLC and Boardwalk Petrochemical Pipeline, LLC are subsidiaries of Boardwalk Pipelines, LP (Boardwalk). Boardwalk is committed to operating its pipelines safely and acting responsibly in the communities in which we operate. We have prepared this pamphlet to ensure you are properly informed about our pipelines and to provide safety instructions.

Working Together For Safety

Boardwalk Louisiana Midstream owns and operates pipelines that receive and deliver liquids on behalf of our petrochemical customers in southern Louisiana. Boardwalk Petrochemical Pipeline owns and operates the Evangeline Pipeline that delivers ethylene to petrochemical customers in Louisiana. Underground pipelines are the safest mode of energy transportation. We need your help to keep it that way. It is important for everyone who lives and works near pipelines to know the basic safety information provided in this pamphlet.

By working together, we can keep our pipelines operating safely and quietly without disturbances or inconvenience to our neighbors.

24-Hour Emergency (Emergencia 24-horas) or if you notice suspicious activity near our pipeline, call

Boardwalk Louisiana Midstream **1-866-574-4483**

Boardwalk Petrochemical Pipeline **1-844-337-8234**

For non-emergencies call
713-479-8000

Please visit our company website for more safety related information.
bwpipelines.com/safety/default.aspx

For additional information that is available for the public, please visit the
National Pipeline Mapping System
website at npms.phmsa.dot.gov.

Louisiana Department of Natural Resources
Website: <http://dnr.louisiana.gov>

Railroad Commission of Texas
Website: rrc.state.tx.us

Para obtener un folleto en español,
visite nuestro sitio web bwlamidstream.com o bwpetrochempl.com

Before You Dig

Before you install fencing, storage buildings, mailboxes, an irrigation system, plant trees, etc., federal law requires you to contact the state's One-Call Center before digging at least 2 - 3 business days prior to beginning work, according to individual states' requirements. Failure to comply may result in significant fines from state agencies.

Before you dig, please contact the National One-Call Center at 811.

- Give the One-Call Center your address and your digging location.
- Boardwalk will send a representative, at no charge, to mark its pipelines near your dig site.
- If you dig and come into contact with a pipeline, stop immediately and from a safe area, contact Boardwalk Louisiana Midstream at 1-866-574-4483 or Boardwalk Petrochemical Pipeline at 1-844-337-8234.
- The company will inspect and repair any damage, no matter how minor. A gouge, scrape, scratch, dent, or crease to the pipe or coating could cause a safety problem over time.
- Federal laws require all damages to be reported to the facility owner.

How To Identify Our Pipelines

Pipelines are generally buried underground, therefore, out of sight. To identify Boardwalk's pipelines, markers like these are used to show their approximate locations.

Willful removal or damage of markers is a federal offense, and each offense is subject to a fine, or imprisonment, or both.

Here are some important facts about our markers and pipeline right-of-way:

- The purpose of a pipeline marker is to identify a pipeline right-of-way and to provide information about Boardwalk's pipelines including operator name; phone numbers, in case of a possible emergency; and the product inside.
- The pipeline right-of-way is the land over the pipeline, generally measuring 25 feet from each side of the pipeline.
- Markers indicate the general, not exact, location of a pipeline.
- Markers do not indicate how deep the pipeline is buried or how many lines are in the area.
- It is important to know pipelines do not necessarily follow a straight course between two markers.
- Never rely solely on the presence or absence of pipeline markers – someone may have moved or removed the marker.
- To ensure the pipeline right-of-way is properly maintained, do not plant trees or high shrubs, and do not build permanent structures on the right-of-way.
- Do not dig on the right-of-way unless you have notified the One-Call Center. Federal law requires you to call the One-Call Center before digging on or near the right-of-way.
- Do not burn on the right-of-way.



How To Recognize A Pipeline Leak

Our pipelines are monitored 24-hours a day, 7 days a week by our Control Centers. In addition, periodic pipeline patrols and leak detection surveys are conducted by our field personnel. In the event of a leak or an emergency involving our pipelines, our field personnel are fully prepared to respond. Our response personnel also coordinate their efforts with public safety officials.

- **Sight:** Liquid pools, discolored or abnormally dry soil/vegetation, continuous bubbling in wet or flooded areas, an oily sheen on water surfaces, and vaporous fogs or blowing dirt around a pipeline area can all be indicative of a pipeline leak. Dead or discolored plants in an otherwise healthy area of vegetation or frozen ground in warm weather are other possible signs.
- **Sound:** Volume can range from a quiet hissing to a loud roar depending on the size of the leak and pipeline system.
- **Smell:** An unusual smell, petroleum odor, or gaseous odor will sometimes accompany pipeline leaks. Natural Gas and Highly Volatile Liquids are colorless, tasteless, and odorless unless commercial odorants or Mercaptan is added. Gas transmission/gas gathering pipelines are odorless, but may contain a hydrocarbon smell.

What To Do If You Notice Or Suspect A Pipeline Leak

- Turn off any equipment and eliminate any ignition sources without risking injury.
- Leave the area by foot immediately. Try to direct any other bystanders to leave the area. Attempt to stay upwind.
- Call 911 or your local emergency response number and Boardwalk.
- **DO NOT** cause any open flame or other potential source of ignition such as an electrical switch, vehicle ignition, light a match, etc. Do not start motor vehicles or electrical equipment. Do not ring doorbells to notify others of the leak. Knock with your hand to avoid potential sparks from knockers.
- **DO NOT** come into direct contact with any escaping liquids or gas.
- **DO NOT** drive into a leak or vapor cloud while leaving the area.
- **DO NOT** attempt to operate any pipeline valves yourself. You may inadvertently route more product to the leak or cause a secondary incident.
- **DO NOT** attempt to extinguish a petroleum product or natural gas fire. Wait for local firefighters and other professionals trained to deal with such emergencies.

How To Report A Pipeline Leak

If you feel the situation involves imminent danger, from a safe location, call 911 or your local public safety officials and describe the location and the situation. You should also report the leak to Boardwalk Louisiana Midstream by calling 1-866-574-4483 or Boardwalk Petrochemical Pipeline at 1-844-337-8234 if you suspect the leak is on one of our pipelines. Boardwalk's telephone number can also be located on our pipeline marker posts or pipeline signs. Give your name, the location, and a description of the leak.

What Boardwalk Would Do In Case Of An Emergency

First, we take steps necessary to protect life and property by controlling the flow of product through the impacted section of pipeline and calling emergency response organizations. We also immediately assemble and deploy a team of experts to the location to address the emergency.

Our primary concern is the safety of the community and our response team. Once all safety issues are addressed, we begin assessing any property damage resulting from the incident. We also take steps to preserve the integrity of the site and work closely with local, state, and federal agencies to determine the cause of the incident and appropriate remedial measures.

Pipeline Integrity Management Program

Boardwalk has developed and implemented a pipeline Integrity Management Program (IMP) to ensure a safe and secure pipeline in your neighborhood. Through this program, Boardwalk performs inspection activities, makes improvements and institutes other preventive safety measures, including identifying any construction activities near our pipeline facilities. Contact your local Boardwalk office if you have information about new buildings or sites such as daycare facilities, churches, parks, schools, outdoor areas, or facilities that could be considered as Identified Sites near Boardwalk's pipeline. Boardwalk will verify these sites for inclusion into its IMP plan.

Excavation is any operation for the purpose of movement or removal of earth, rock, or other materials by the use of powered, mechanical or manual means, including digging, augering, boring, backfilling, dredging, plowing-in, trenching, ditching and grading.



Know what's below.
Call before you dig.



Farmers

Some farm work such as digging, cleaning ditches, sub-soiling, plowing fields, cutting drains, leveling land, and installing fence posts can be hazardous activities near underground pipelines. These activities could put you in danger of striking or cutting into a pipeline. Sub-soiling, digging, or cleaning ditches can be the most hazardous, because the equipment used for these tasks can dig several feet below the surface. Even merely redistributing surface soil, as with land leveling, can reduce the depth at which the pipeline is buried, leaving it more vulnerable to future digging or excavation.

Before doing any activity listed above, notify your state's One-Call Center.

Commercial Marine Vessel Operators

If you plan to dredge, anchor, or spud, please call 811 at least 2 business days prior to beginning any work. Please be prepared to provide the following information:

- Location
- Time
- Plan of your work

Markers located near roads, railroads, fences and along pipeline right-of-way.




PRODUCTS TRANSPORTED IN YOUR AREA

PRODUCT	LEAK TYPE	VAPORS
HIGHLY VOLATILE LIQUIDS [SUCH AS: BUTANE, PROPANE, ETHANE, ETHYLENE, PROPYLENE, AND NATURAL GAS LIQUIDS (NGL)]	Gas	Initially heavier than air, spread along ground and may travel to source of ignition and flash back. Product is colorless, tasteless and odorless.
HEALTH HAZARDS		Will be easily ignited by heat, sparks or flames and will form explosive mixtures with air. Vapors may cause dizziness or asphyxiation without warning and may be toxic if inhaled at high concentrations. Contact with gas or liquefied gas may cause burns, severe injury and/or frostbite. Fire may produce irritating and/or toxic gases.
NATURAL GAS	Gas	Lighter than air and will generally rise and dissipate. May gather in a confined space and travel to a source of ignition.
HEALTH HAZARDS		Will be easily ignited by heat, sparks or flames and will form explosive mixtures with air. Vapors may cause dizziness or asphyxiation without warning and may be toxic if inhaled at high concentrations. Contact with gas or liquefied gas may cause burns, severe injury and/or frostbite.

PRODUCTOS TRANSPORTADOS EN SU AREA

PRODUCTO	TIPO DE FUGA	VAPORES
LÍQUIDOS ALTAMENTE VOLÁTILES [TALES COMO: BUTANO, PROPANO, ETANO, ETILENO, PROPILENO Y LÍQUIDOS DE GAS NATURAL (LGN)]	Gas	Inicialmente es más pesado que el aire, se esparce en el suelo y puede viajar hasta la fuente de incendio y causar un retroceso de llamas. El Producto no tiene color, sabor ni olor.
PELIGROS PARA LA SALUD		Son muy fáciles de incendiarse con el calor, chispas o llamas y forman una mezcla explosiva con el aire. Los vapores pueden causar mareos o asfi xia sin dar ningún aviso y pueden ser tóxicos si se inhalan en concentraciones grandes. El contacto con gas o con gas líquido puede causar quemaduras, heridas graves y/o congelamiento. El fuego puede producir irritación y/o gases tóxicos.
GAS NATURAL	Gas	Los vapores de los gases licuados son inicialmente más pesados que el aire y se propagan cerca del suelo. Los vapores pueden llegar hasta las fuentes de encendido y ocasionar que el fuego retroceda.
PELIGROS PARA LA SALUD		Son muy fáciles de incendiarse con el calor, chispas o llamas y forman una mezcla explosiva con el aire. Los vapores pueden causar mareos o asfi xia sin dar ningún aviso y pueden ser tóxicos si se inhalan en concentraciones grandes. El contacto con gas o con gas líquido puede causar quemaduras, heridas graves y/o congelamiento.

Scan here to add Boardwalk Petrochemical Pipeline's contact information to your personal contact list.



24-Hour Emergency (Emergencia 24-hours) **1-844-337-8234**



Scan here to add Boardwalk Louisiana Midstream's contact information to your personal contact list.



24-Hour Emergency (Emergencia 24-hours) **1-866-574-4483**

Boardwalk Petrochemical Pipeline



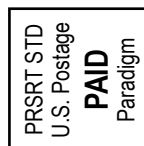
Boardwalk Louisiana Midstream

CONTACT INFORMATION


If you have questions or need additional information, please contact our office directly or refer to our website.

Boardwalk Louisiana Midstream, LLC
Boardwalk Petrochemical Pipeline, LLC

9 Greenway Plaza, Suite 2800
 Houston, TX 77046
 bwpipelines.com



You work in an area with a pipeline; this is important information for you!
 Pass this information along to your co-workers.



PO Box 20008
 Owensboro, KY 42304

Did You Make the Call?

BOARDWALK™
 LOUISIANA MIDSTREAM, LLC
BOARDWALK™
 PETROCHEMICAL PIPELINE, LLC
 A subsidiary of Boardwalk Pipelines, LP

Important Safety Message for Businesses

