

## TD Ameritrade Community Grants – Corporate Program

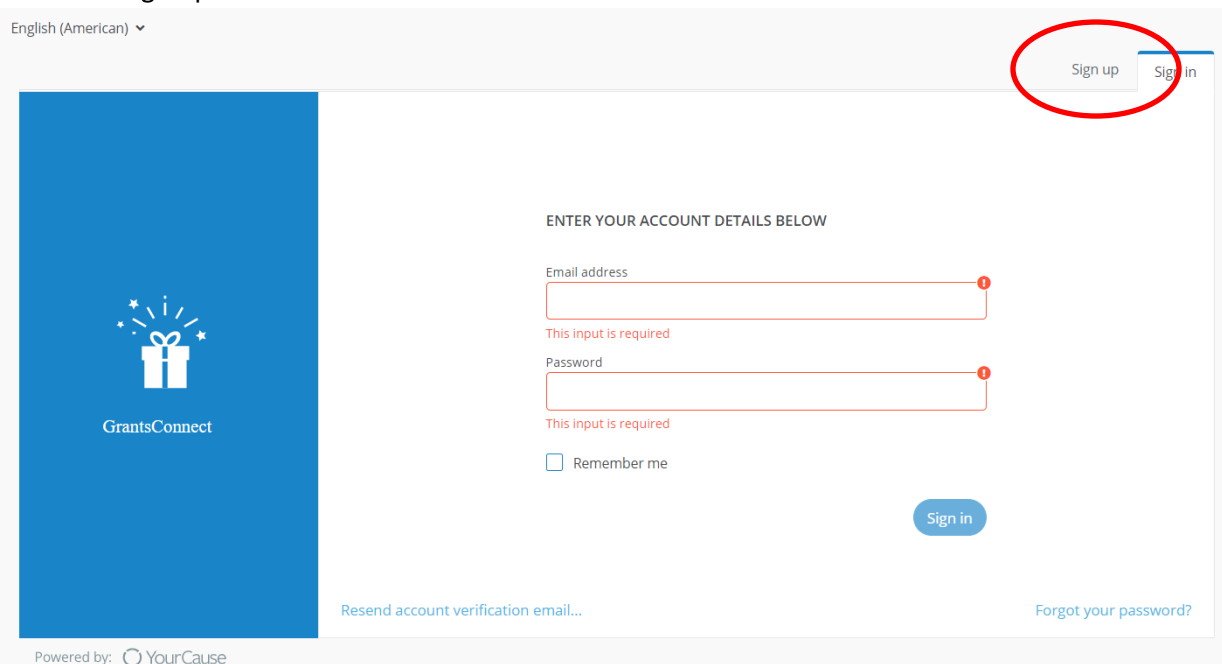
### Getting Started: Registering in GrantsConnect

Thank you for your interest in applying for a grant through TD Ameritrade’s Community Grants program! This initiative enables employees in our main people locations to identify and champion local nonprofit organizations that are creating a meaningful impact in the communities where they work and live.

To begin the application process, please follow the steps below:

1. **Review:** Review program policies and organization eligibility criteria by reading our [Corporate Program Guidelines and Policies](#).
2. **Register:** If you do not already have an account with *GrantsConnect*, our grants software system powered by YourCause, please [click here](#) to access the site and follow the below steps to register.

- Go to the ‘Sign Up’ tab



English (American) ▾

Sign up Sign in

ENTER YOUR ACCOUNT DETAILS BELOW

Email address  This input is required


Password  This input is required

Remember me

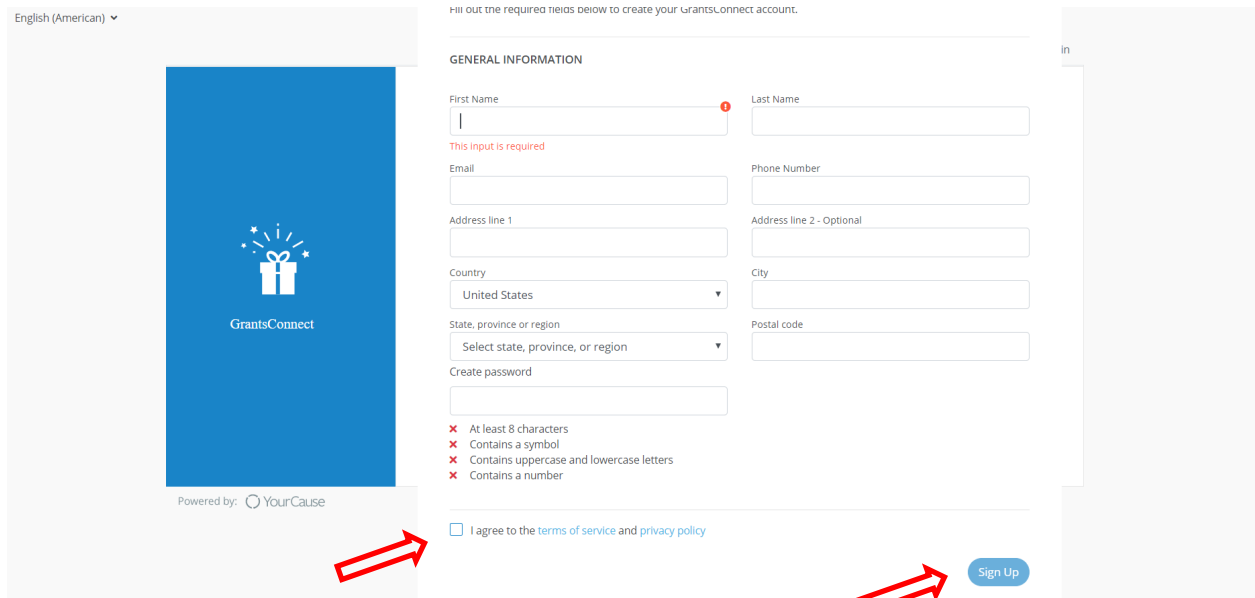
Sign in

Resend account verification email...

Forgot your password?

Powered by:  YourCause

- Complete the required information in the ‘Sign Up’ tab.



English (American) ▾

Fill out the required fields below to create your GrantsConnect account.

**GENERAL INFORMATION**

First Name  Last Name

This input is required

Email  Phone Number

Address line 1  Address line 2 - Optional

Country  City

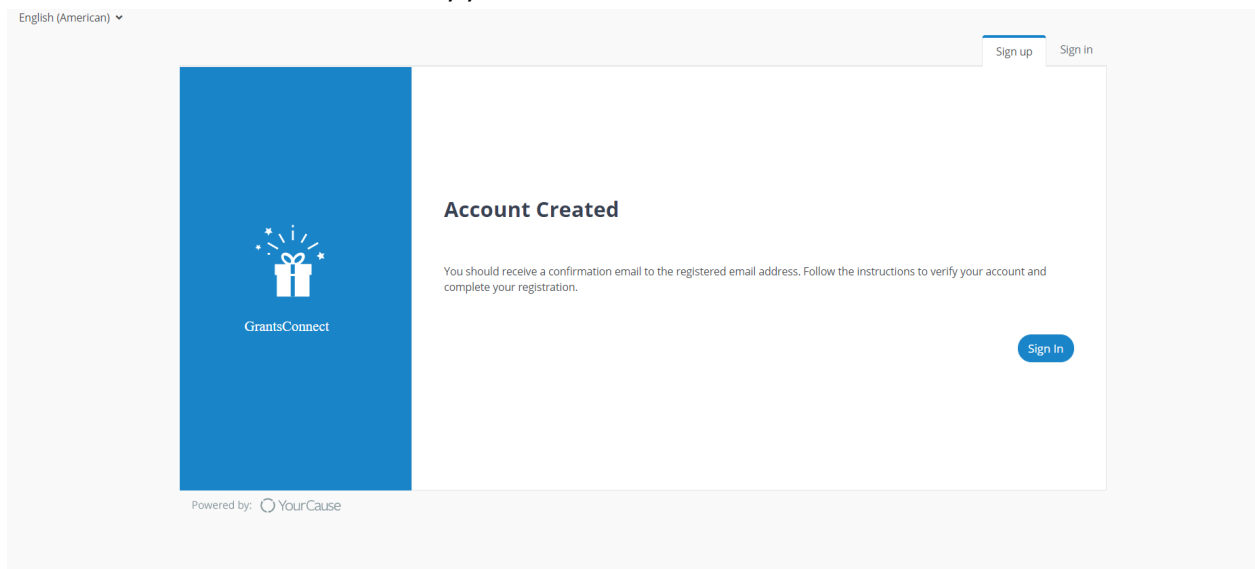
State, province or region  Postal code

Create password

- ✗ At least 8 characters
- ✗ Contains a symbol
- ✗ Contains uppercase and lowercase letters
- ✗ Contains a number

I agree to the [terms of service](#) and [privacy policy](#)

- Click 'I agree to the terms of services and privacy policy' and then 'Sign Up'.
- You'll be redirected to this page; do not click 'Sign In' from here as you need to check your email and follow instructions to verify your account.




English (American) ▾

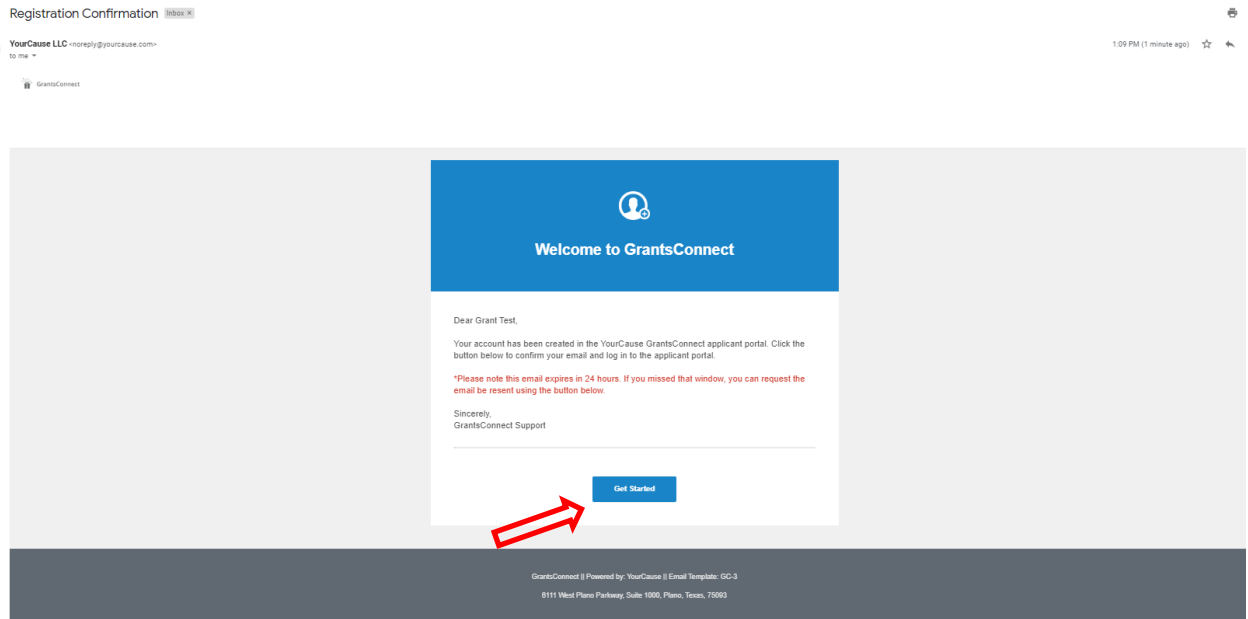
[Sign up](#) [Sign in](#)

**Account Created**

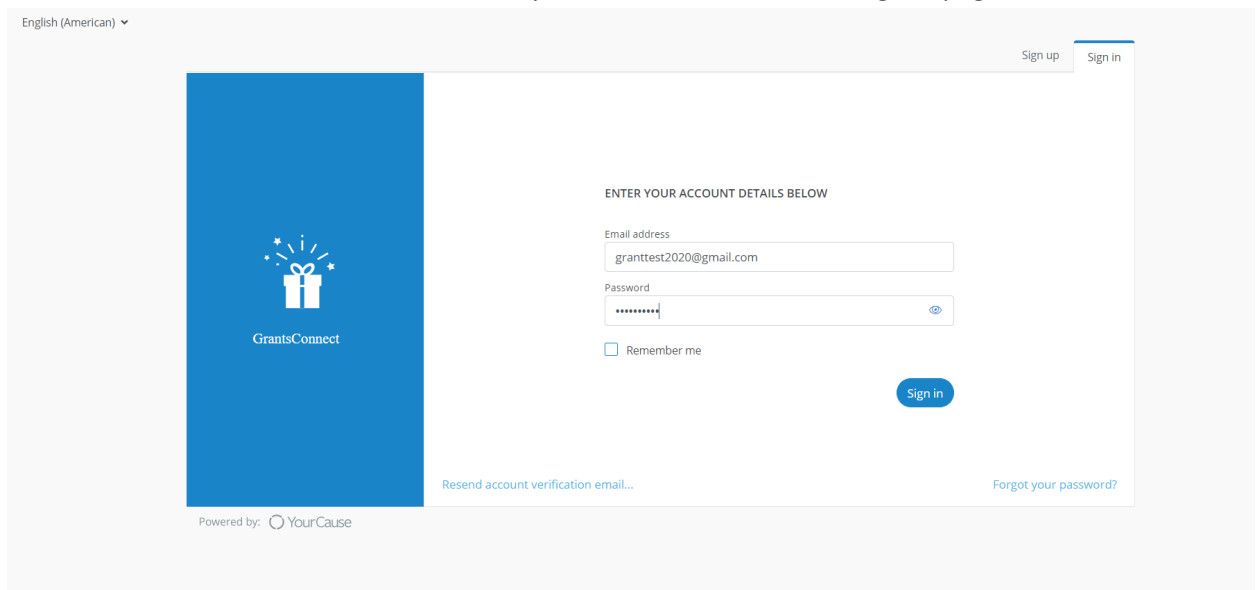
You should receive a confirmation email to the registered email address. Follow the instructions to verify your account and complete your registration.

Powered by:  YourCause

- You'll receive a Registration Confirmation email from YourCause LLC.



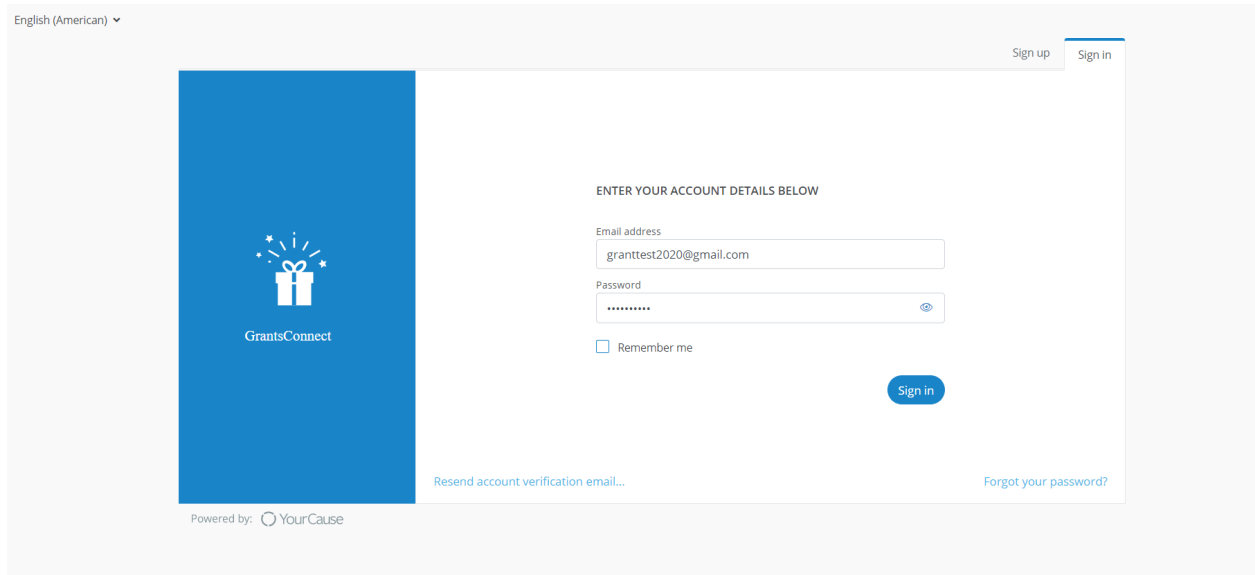
- Click the 'Get Started' link within the email, you'll be re-directed to the Sign In page.



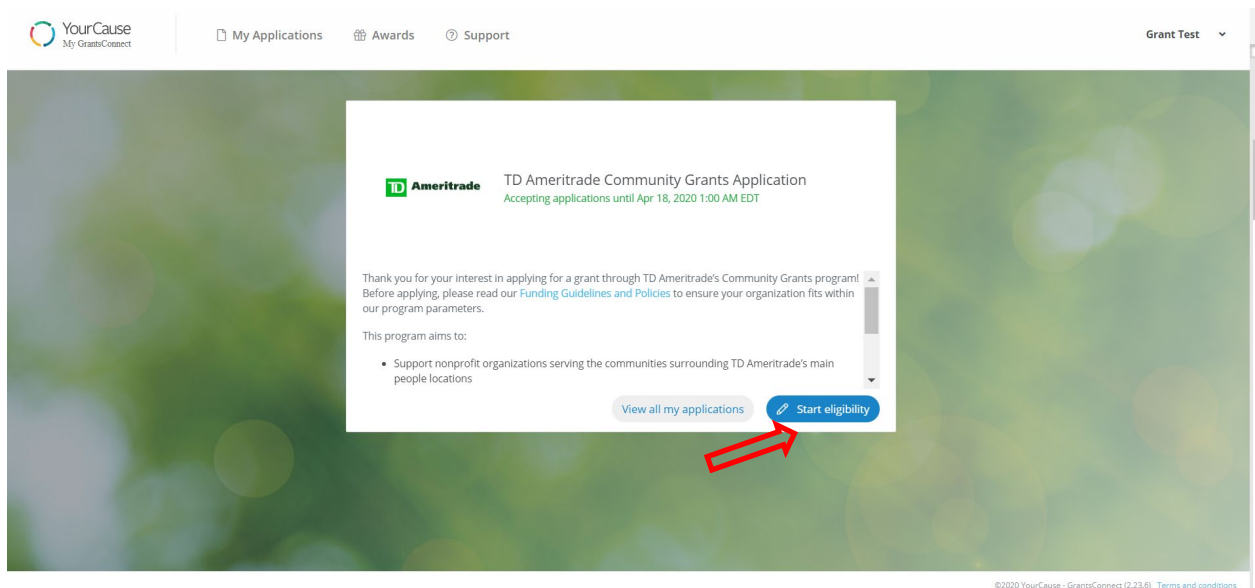
- Sign in using your registered email address and password.
- Once you sign in, you'll be directed to the TD Ameritrade Community Grants Application starting page.

3. **Apply:** You can continue on with the Community Grants application from Step 2, or, once you've registered, you can access the application here at any time.

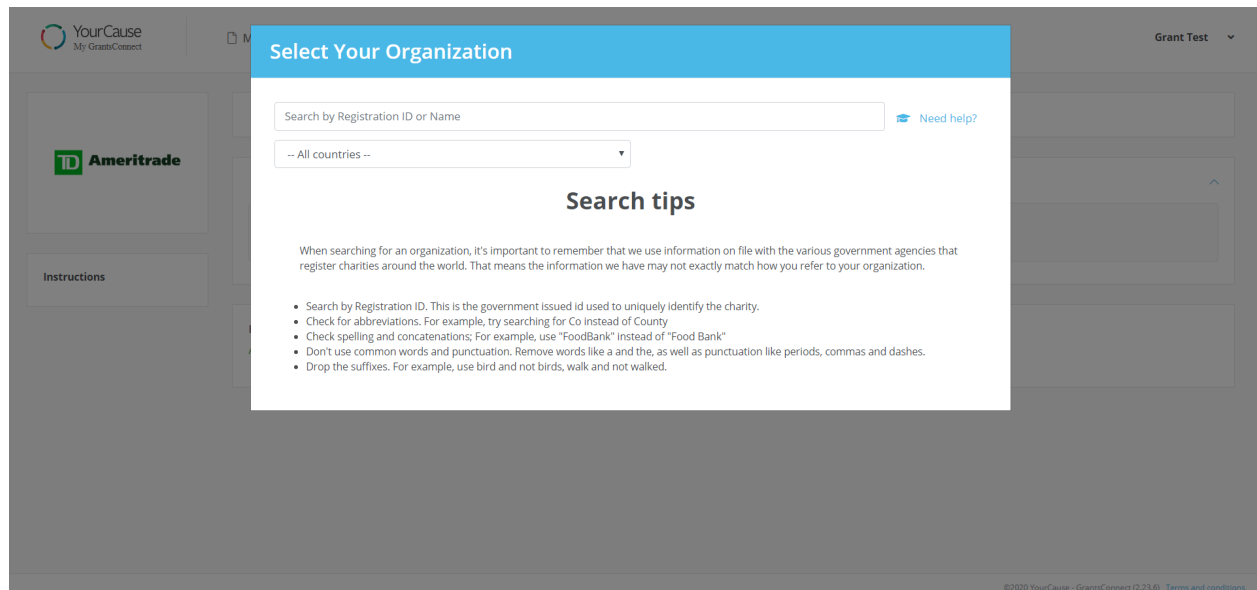
- If you aren't already logged in, you will be directed to the Sign In page; enter your information and click 'Sign In'.



- Once logged in, you will be directed to the TD Ameritrade Community Grants Application starting page.



- Take a few minutes to re-review our Funding Guidelines and Policies, as well as the listed program objectives. Once ready, click 'Start Eligibility'.
- You will then be prompted to select your organization. Please note: we suggest searching by organization EIN number.



- Once you've selected your organization, you will be directed to the Community Grants Eligibility Quiz to ensure your organization meets basic program requirements.
- After you complete the Eligibility Quiz, and if you meet basic program requirements, you will be directed to the Community Grants application page.

***If you have any questions during the registration or application process, please email [tdameritrade-support@yourcause.com](mailto:tdameritrade-support@yourcause.com).***