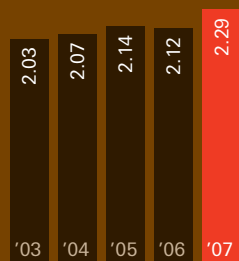
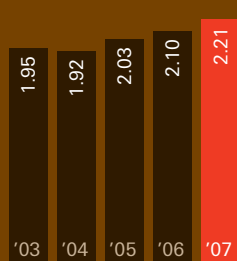


FINANCIAL HIGHLIGHTS

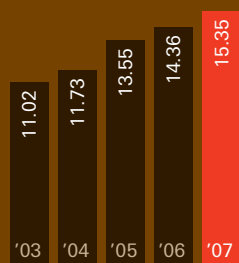


EARNINGS PER SHARE
(IN DOLLARS)

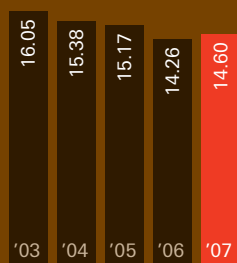


EARNINGS PER SHARE EXCLUDING SYNTHETIC FUELS*
(IN DOLLARS)

* Not a financial measure under generally accepted accounting principles.



OPERATING REVENUES
(IN BILLIONS OF DOLLARS)



RETURN ON AVERAGE COMMON EQUITY
(PERCENT)

	2007	2006	CHANGE
Operating revenues <i>(in millions)</i>	\$15,353	\$14,356	6.9 %
Earnings <i>(in millions)</i>	\$1,734	\$1,573	10.2 %
Basic earnings per share	\$2.29	\$2.12	8.0 %
Diluted earnings per share	\$2.28	\$2.10	8.6 %
Dividends per share <i>(amount paid)</i>	\$1.59^{1/2}	\$1.53 ^{1/2}	3.9 %
Dividend yield <i>(percent)</i>	4.1	4.2	(2.4)%
Average shares outstanding <i>(in millions)</i>	756	743	1.7 %
Return on average common equity <i>(percent)</i>	14.60	14.26	2.4 %
Book value per share	\$16.23	\$15.24	6.5 %
Market price <i>(year-end, closing)</i>	\$38.75	\$36.86	5.1 %
Total market value of common stock <i>(year-end, in millions)</i>	\$29,570	\$27,508	7.5 %
Total assets <i>(in millions)</i>	\$45,789	\$42,858	6.8 %
Total kilowatt-hour sales <i>(in millions)</i>	204,360	199,794	2.3 %
Retail	163,615	161,334	1.4 %
Sales for resale	40,745	38,460	5.9 %
Total number of customers—electric <i>(year-end, in thousands)</i>	4,377	4,322	1.3 %