4Q20

Institutional Presentation

Itaú Corpbanca

ITCB
LISTED
NYSE

SANTIAGO EXCHANGE

Member of
Dow Jones
Sustainability Indices
Powered by the S&P Global CSA

Disclaimers

- This presentation is not an offer for sale of securities. This material has been prepared solely for informational purposes and is not to be construed as a solicitation or an offer to buy or sell any securities and should not be treated as giving investment advice. No representation or warranty, either express or implied, is provided in relation to the accuracy, completeness or reliability of the information contained herein. Any opinions expressed in this material are subject to change without notice and neither Itaú Corpbanca (the "Bank") nor any other person is under obligation to update or keep current the information contained herein. The information contained herein does not purport to be complete and is subject to qualifications and assumptions, and neither the Bank nor any agent can give any representations as to the accuracy thereof. The Bank and its respective affiliates, agents, directors, partners and employees accept no liability whatsoever for any loss or damage of any kind arising out of the use of all or any part of this material
- Certain statements in this presentation may be considered forward-looking statements. Forward-looking information is often, but not always, identified by the use of words such as "anticipate," "believe," "expect," "plan," "intend," "forecast," "target," "project," "may," "will," "should," "could," "estimate," "predict" or similar words suggesting future outcomes or language suggesting an outlook. These forward-looking statements include, but are not limited to, anticipated future financial and operating performance and results, including estimates for growth, as well as risks and benefits of changes in the laws of the countries we operate
- These statements are based on the current expectations of the Bank's management. There are risks and uncertainties that could cause actual results to differ materially from the forward-looking statements included in this communication. For example, (1) problems that may arise in successfully integrating the businesses of Banco Itaú Chile and Corpbanca, which may result in the combined company not operating as effectively and efficiently as expected; (2) the combined company may be unable to achieve cost-cutting synergies or it may take longer than expected to achieve those synergies; (3) the credit ratings of the combined company or its subsidiaries may be different from what the Bank or its controlling shareholders expect; (4) the industry may be subject to future regulatory or legislative actions that could adversely affect the Bank; and (5) the Bank may be adversely affected by other economic, business, and/or competitive factors
- Forward-looking statements and information are based on current beliefs as well as assumptions made by and information currently available to the Bank's management. Although management considers these assumptions to be reasonable based on information currently available to it, they may prove to be incorrect. By their very nature, forward-looking statements involve inherent risks and uncertainties, both general and specific, and risks that predictions, forecasts, projections and other forward-looking statements will not be achieved
- We caution readers not to place undue reliance on these statements as a number of important factors could cause the actual results to differ materially from the beliefs, plans, objectives, expectations and anticipations, estimates and intentions expressed in such forward-looking statements. More information on potential factors that could affect Itaú Corpbanca's financial results is included from time to time in the "Risk Factors" section of Itaú Corpbanca's Annual Report on Form 20-F for the fiscal year ended December 31, 2019 filed with the U.S. Securities and Exchange Commission (the "SEC"). Furthermore, any forward-looking statement contained in this presentation speaks only as of the date hereof and Itaú Corpbanca does not undertake any obligation to update publicly or to revise any of the included forward-looking statements, whether as a result of new information, future events or otherwise. The forward-looking statements contained in this presentation are expressly qualified by this cautionary statement
- This presentation may not be reproduced in any manner whatsoever. Any reproduction of this document in whole or in part is unauthorized. Failure to comply with this directive may result in a violation of the U.S. Securities Act of 1933, as amended, or the applicable laws of other jurisdiction
- The information contained herein should not be relied upon by any person. Furthermore, you should consult with own legal, regulatory, tax, business, investment, financial and accounting advisers to the extent that you deem it necessary, and make your own investment, hedging and trading decision based upon your own judgment and advice from such advisers as you deem necessary and not upon any view expressed in this material
- The Bank is an issuer in Chile of securities registered and regulated by the Financial Market Commission, or "CMF". Shares of our common stock are traded on the Bolsa de Comercio de Santiago—Bolsa de Valores, or the Santiago Stock Exchange and the Bolsa Electrónica de Chile— Bolsa de Valores, or Electronic Stock Exchange, which we jointly refer to as the "Chilean Stock Exchanges," under the symbol "ITAUCORP." The Bank's American Depositary Shares are traded on the New York Stock Exchange under the symbol "ITCB." Accordingly, we are currently required to file quarterly and annual reports in Spanish and issue hechos esenciales o relevantes (notices of essential or material events) to the CMF and provide copies of such reports and notices to the Chilean Stock Exchanges and the SEC. All such reports are available at www.cmf.cl, www.sec.gov and ir.itau.cl.

Agenda

Corporate profile 04

Our **business** 08

Strategic initiatives 16

Corporate governance 28

Economic context 31

Financial highlights 33

Additional information 49

About us?

Universal bank | We are key part of Itaú Unibanco's internationalization strategy

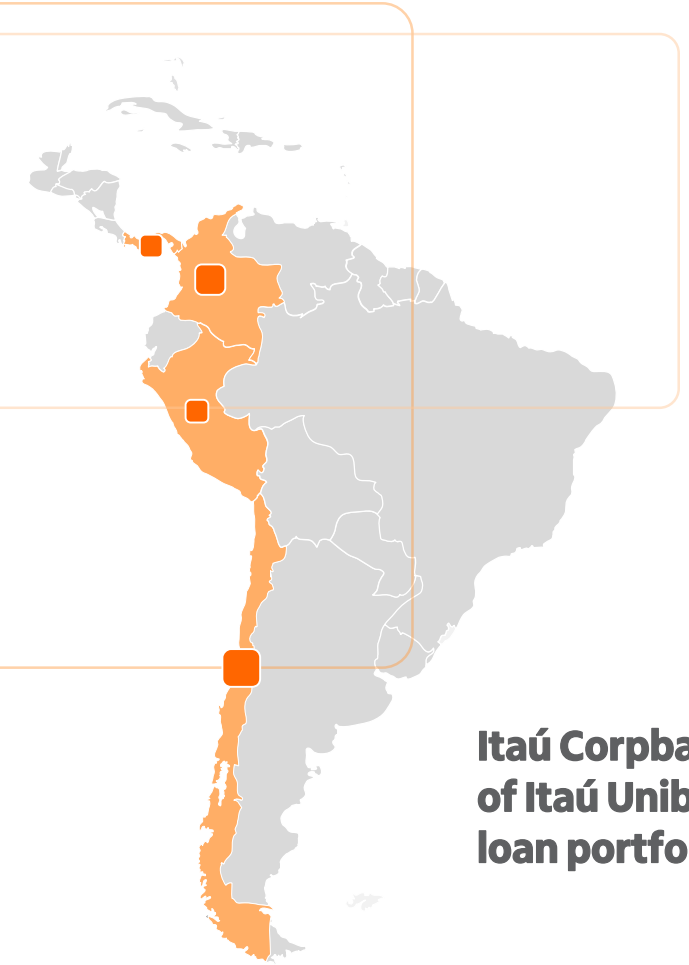

Itaú Corpbanca represents 23% of Itaú Unibanco's consolidated loan portfolio[6]

Regional footprint & main indicators [1,2]

Assets	US$ 41.7 bn	US$ 8.5 bn	US$ 50.1 bn
Loans	US$ 25.6 bn	US$ 6.2 bn	US$ 31.8 bn
Market Share	9.8%	3.9%	
Headcount [3]	5,266	3,098	8,364
Branches [4]	183	111	294
Recurring Net Income 2020	US$ -57 mn	US$ -38 mn	US$ -95 mn
Recurring RoTAE 2020 [5]	-3.7%	-5.2%	-4.1%

1– Information as of December 31, 2020; 2– Figures were converted at an exchange rate of 710.73 CLP/USD; 3– Headcount for Chile includes employees of our New York branch and for Colombia includes headcount of Itaú (Panama); 4– Branches for Chile include one branch in New York and for Colombia include one office in Panama; 5– Tangible Equity: Shareholders equity net of goodwill, intangibles from business combination and related deferred tax liabilities; 6– Considering the consolidated loan portfolios of Itaú Unibanco and Itaú Corpbanca reported in their respective 4Q'20 MD&As at a R$ 5.1772 / US$ and a Ch$ 710.73 / US$ foreign exchange rates as of 31.12.2020.

Sources: Itaú Corpbanca, CMF and SFC.

How hace we evolved?

Adaptable culture | innovation | transparency in business



2017 — Merger

- Team building, corporate governance, risk management framework and other policies

2018 — Transition

- Migration and client segmentation of retail clients in Chile
- Initial roll out of digital initiatives
- Introduction of Itaú Brand in the Colombian retail Market

2019 — Construction

- Full focus on client satisfaction
- Completing technological integration and advancing with digital agenda
- Strengthening our culture throughout the organization

2020 — Consolidation

- Continue to deepen Itaú's management model
- Advance in the process of digital transformation
- Start implementation of a transformation plan

2021 — Transformation

- Strategic planning to build the **banking of the future**.

What are we seeking?

To change leagues and compare ourselves with the world's best companies in client satisfaction.

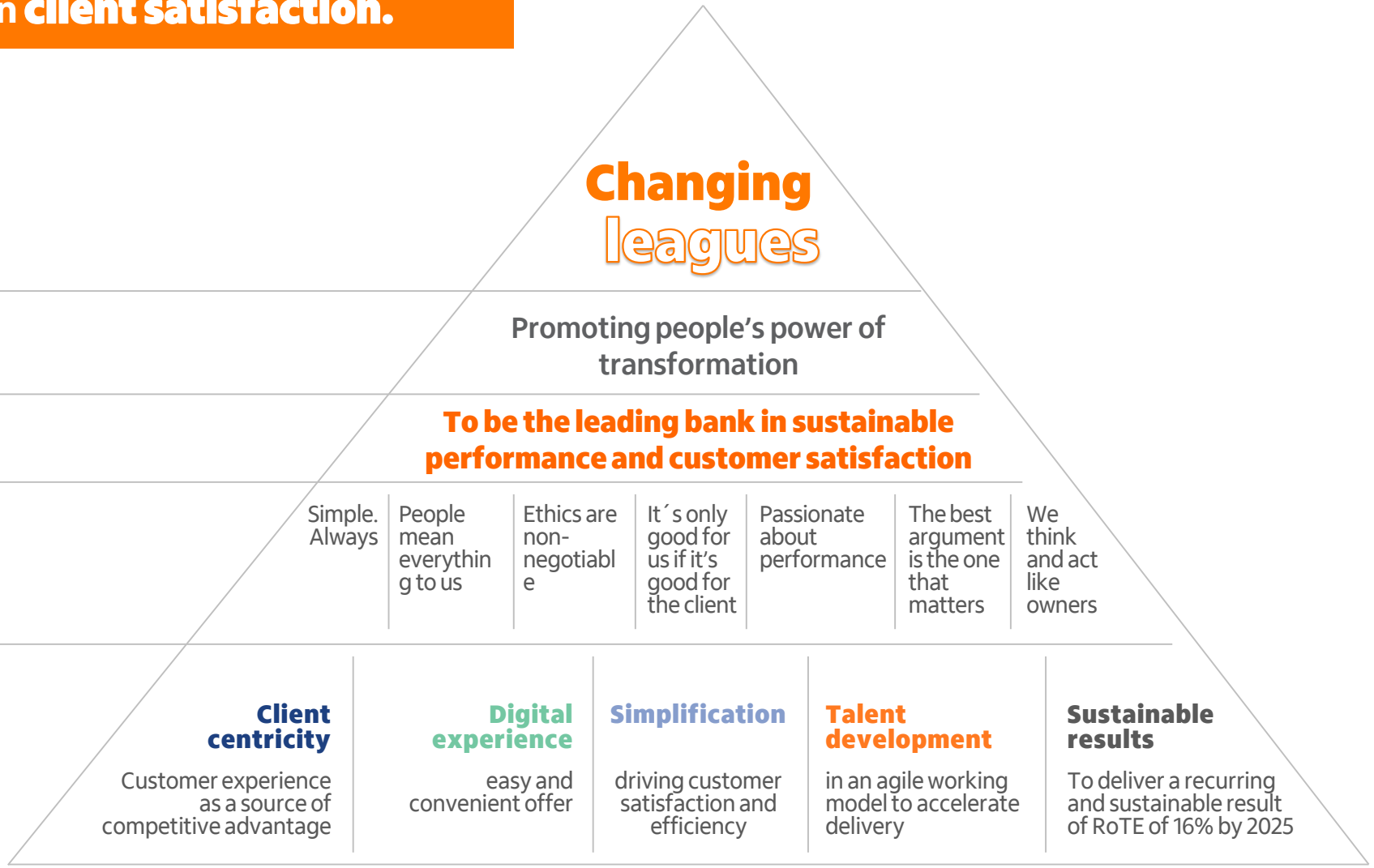

Agenda

Corporate profile 04

Our **business** 08

Strategic initiatives 16

Corporate governance 28

Economic context 31

Financial highlights 33

Additional information 49

Who are our clients?

Through our Retail and Wholesale Banking segments we offer a wide range of products and services tailored to each client profile.

Client profile
by segment in Chile

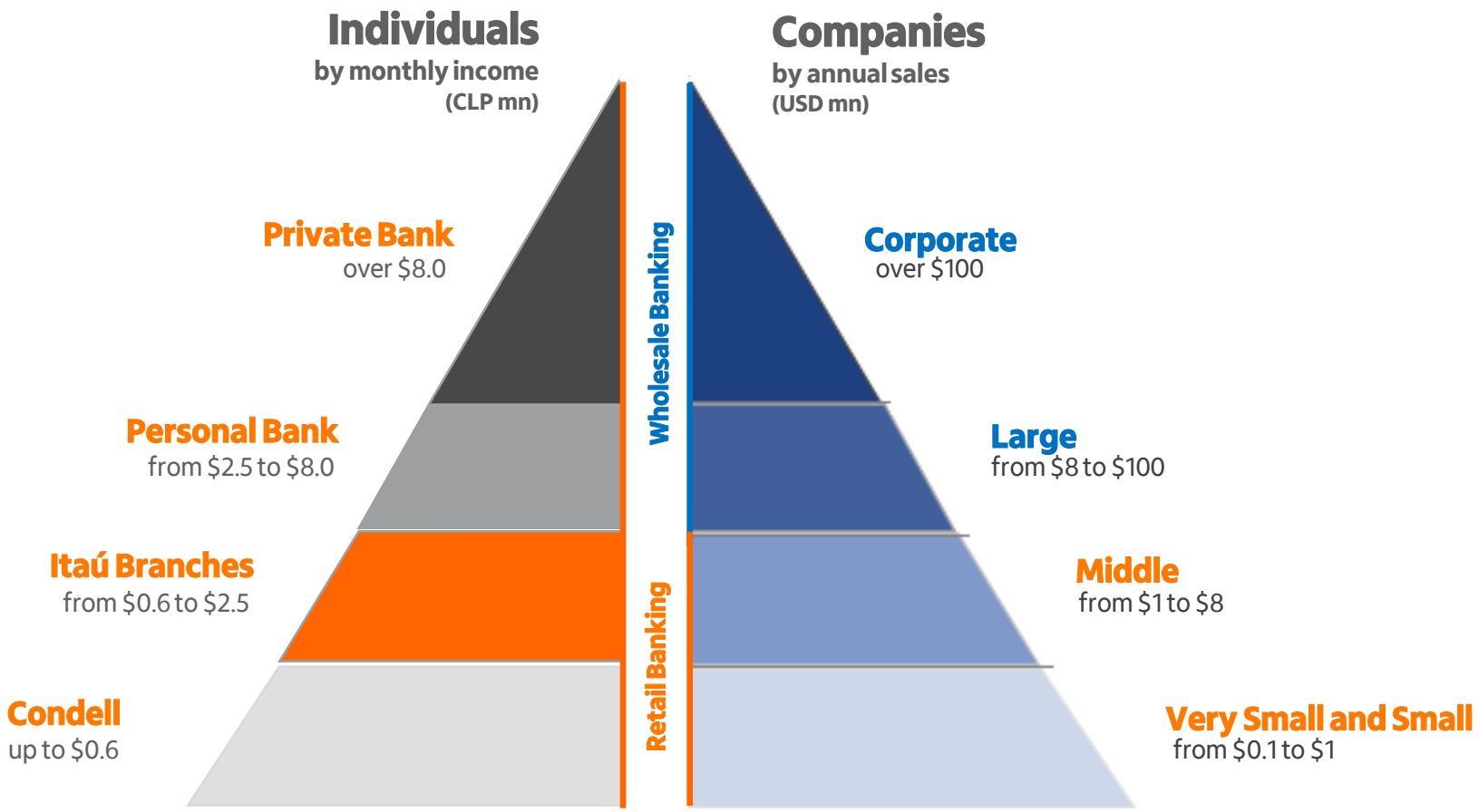

Our distribution network

is based on segmentation model with well defined identity and value proposition, aimed at optimizing service level, satisfaction and profitability per client

183 branches

our distribution network in Chile comprises

12%	15%	53%	19%
North	Mid	Santiago	South

408 ATMs in Chile

Branches in Chile

brick and mortar branches

Itaú Personal Bank[1]	23
Itaú Sucursales	107
Condell (Consumer Finance)	48
New York Branch	1

digital branches

Itaú Personal Bank	2
Itaú Sucursales	2

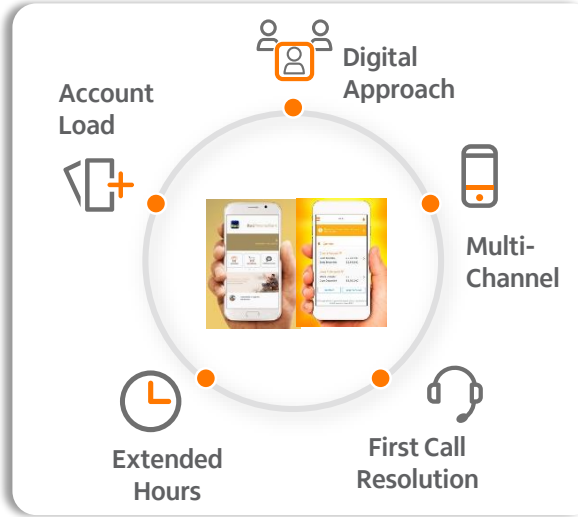

1– Additionally, 34 Personal Bank Corners

Retail growth.. new clients opening

We grew more than the market



2nd Bank in accounts openings in 2020[1]

2.0 x Market (LTM)[1]

In the last 12-month period we grew:

- **1x** the market in Individuals[1]
- **3x** the market in Companies[1]

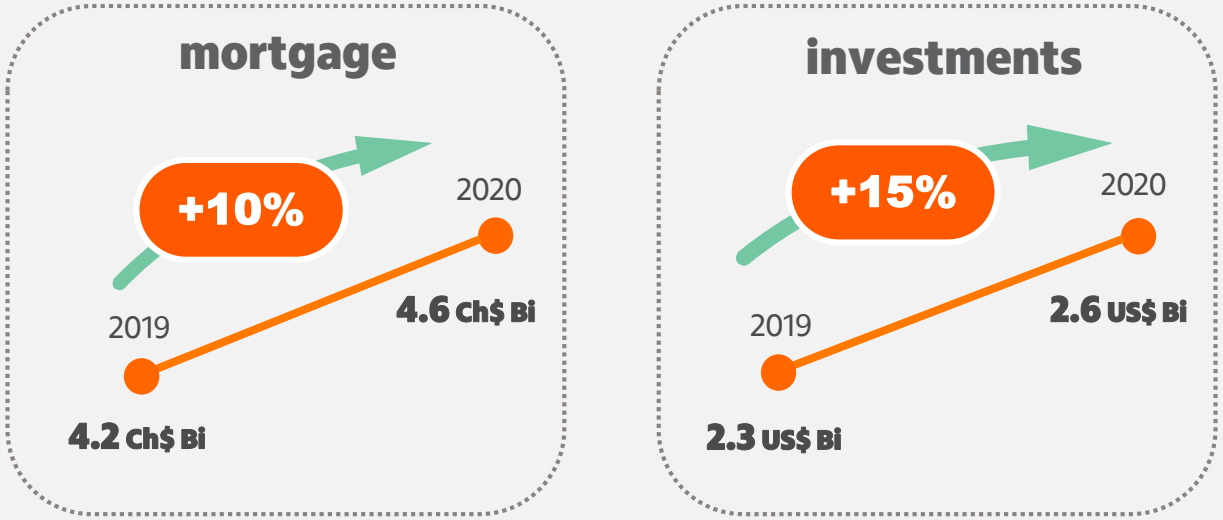

Total requests (#)

from and to Itaú (until February 18, 2021)[2]

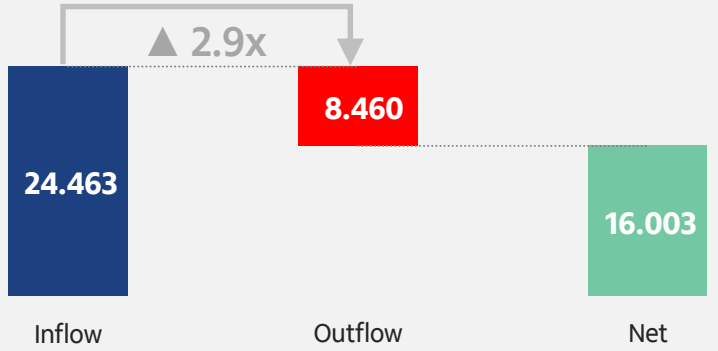

1– Source: CMF number of checking accounts from Individuals as of November 30, 2020 (latest available information); 2 – Source: Redbanc.

Business mix an opportunity for retail growth

Loans breakdown by segment[1]

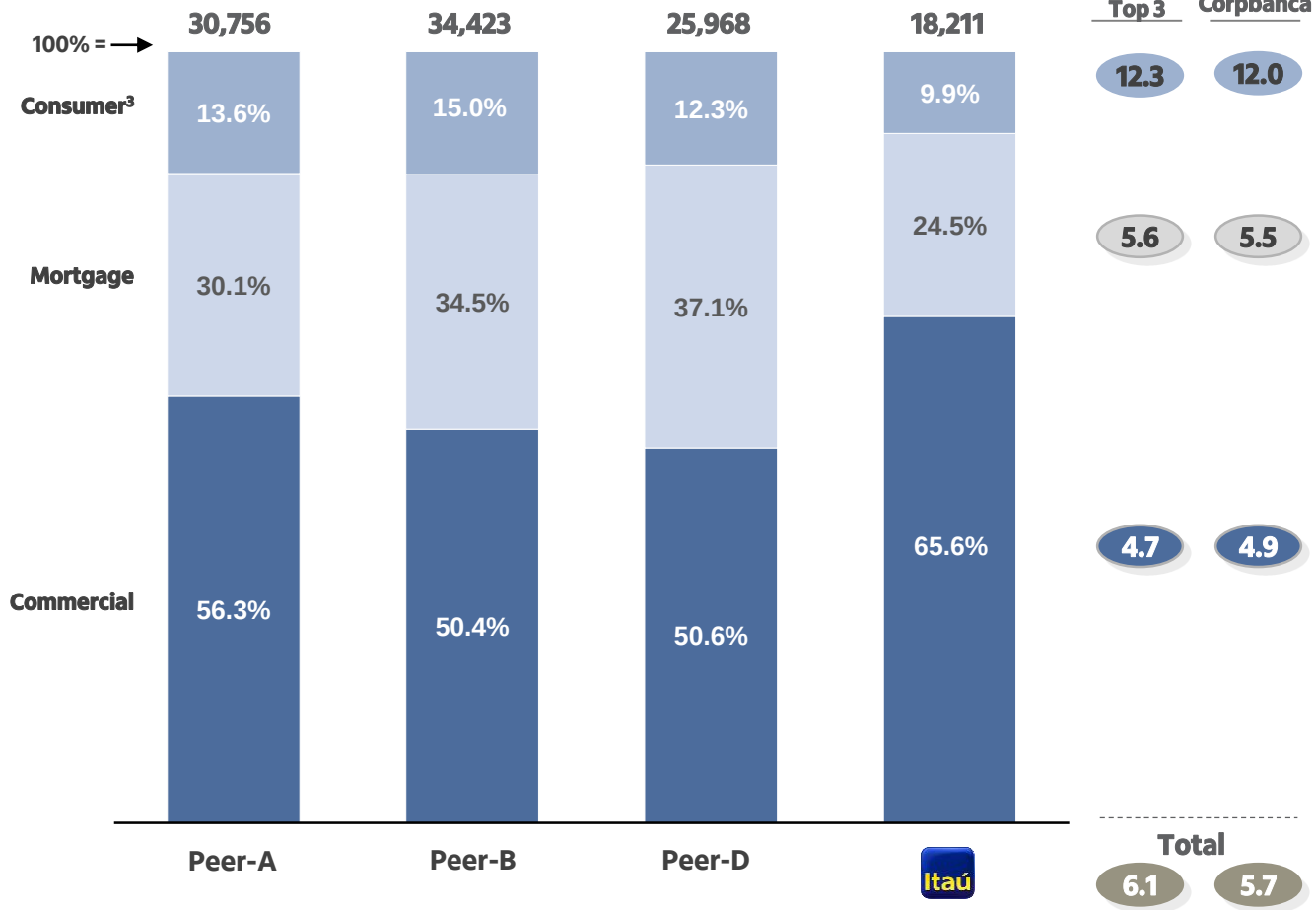

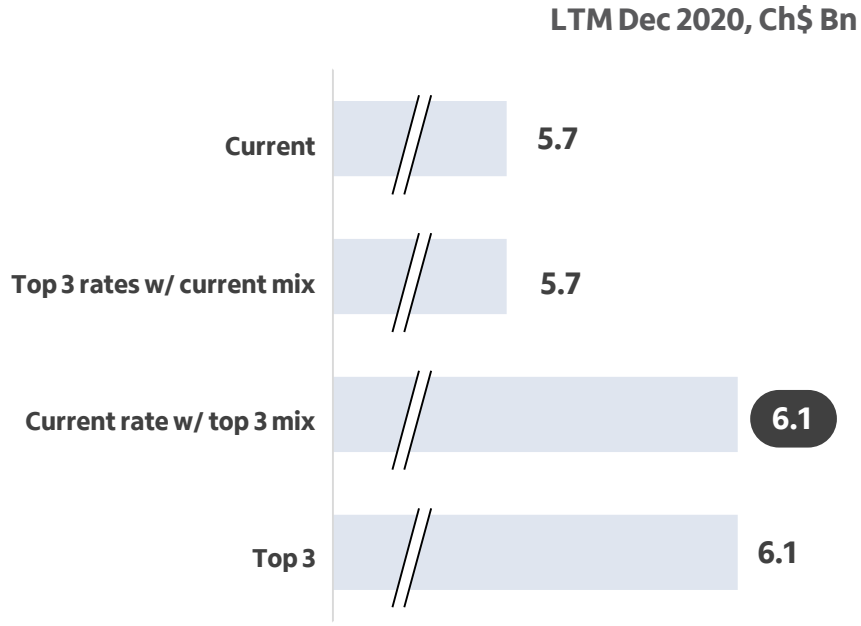

❑ Mix difference explains most of the Yield gap with the Top 3

Source: CMF; Itaú Corpbanca; Team Analysis.

1– 12-month average gross loans; 2– Interest rate by segments; 3– Where appropriate, data is pro forma with Santander Consumer for 2019; 4– As reported by each bank as of Sep.20, except for Peer-D which number is according to CMF as of the same date.

Portfolio Mix (%)

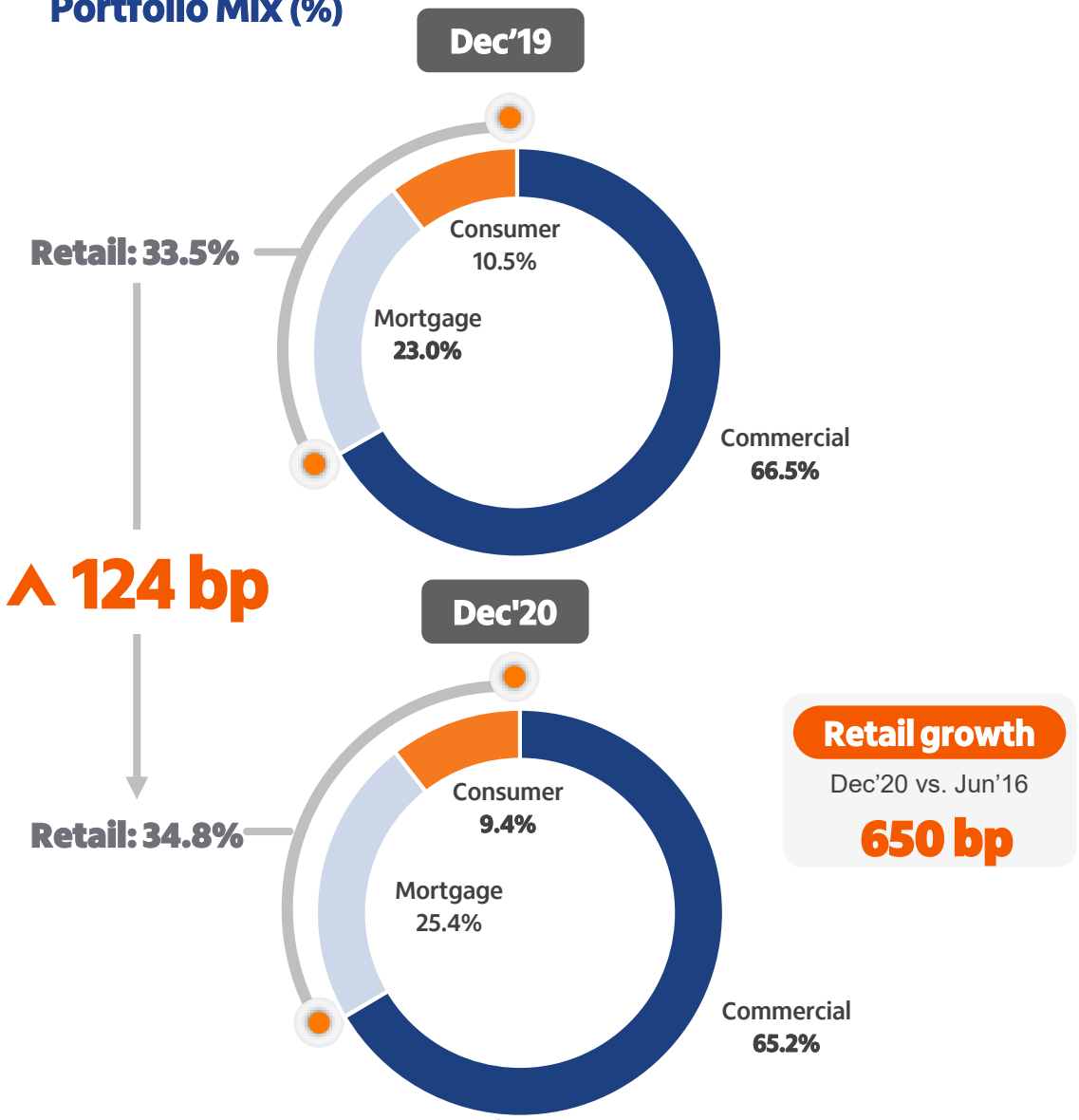

Retail growth
Dec'20 vs. Jun'16
650 bp

Market Share (Dec'20)

	Share	Δ 12-month
Consumer	7.5%	▲ 22 bp
Mortgage	8.0%	▲ 14 bp
Commercial	11.3%	▼ 66 bp
Total Loans	9.8%	▼ 26 bp

Funding mix an opportunity to increase profitability

Total funding breakdown

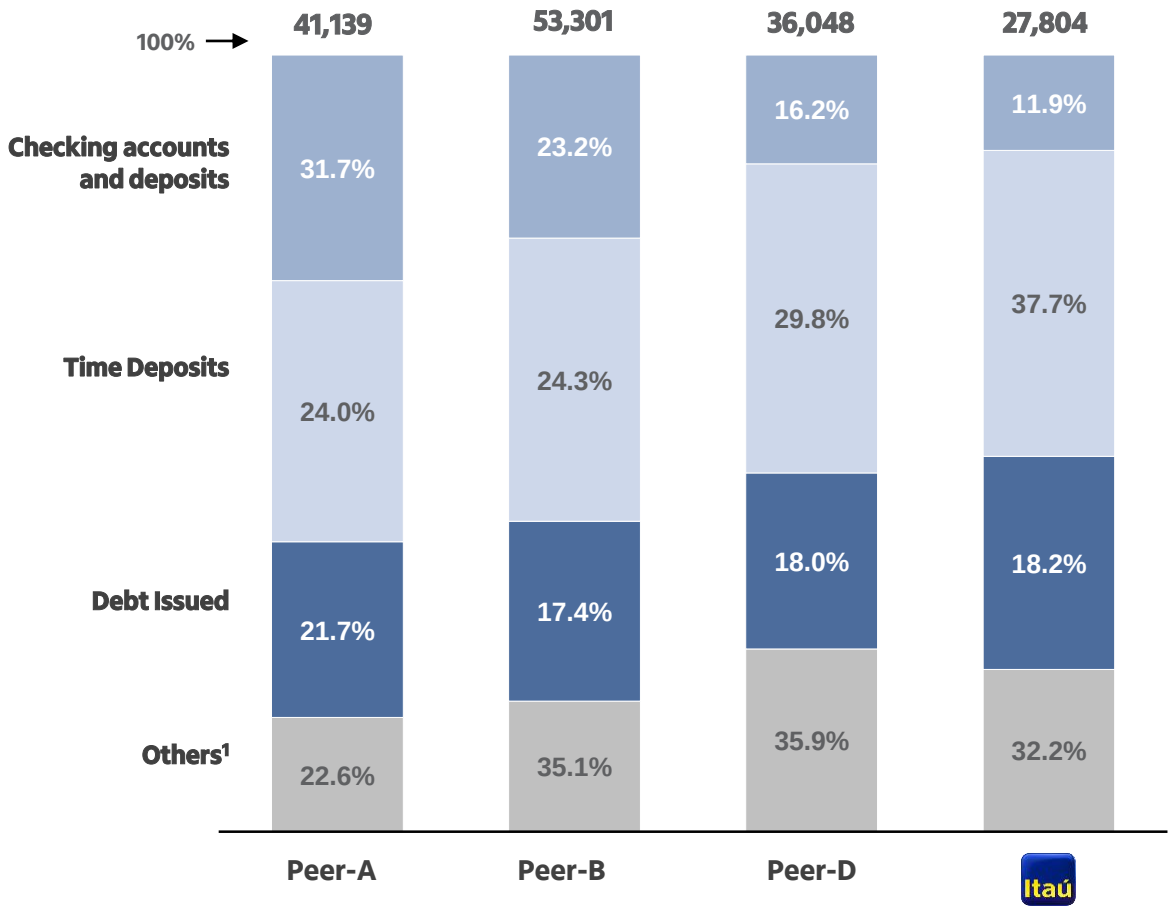

Branches[2]	334	358	145	183

Source: CMF; Itaú Corpbanca; Team Analysis.

LTM Dec 2020, Ch$ Bn



❑ Non-interest bearing liabilities are the main reason for the gap when compared to the 3 players

1– Others: Repurchases contracts, financial derivatives, bank obligations, letters of credit, other financial obligations, taxes, differed taxes, provisions, other liabilities; 2– As reported by each bank as of Sep.20, except for Peer-D which number is according to CMF as of the same date.

Colombia | 2020 Highlights

Recurring net income and RoTE evolution

In billion COP

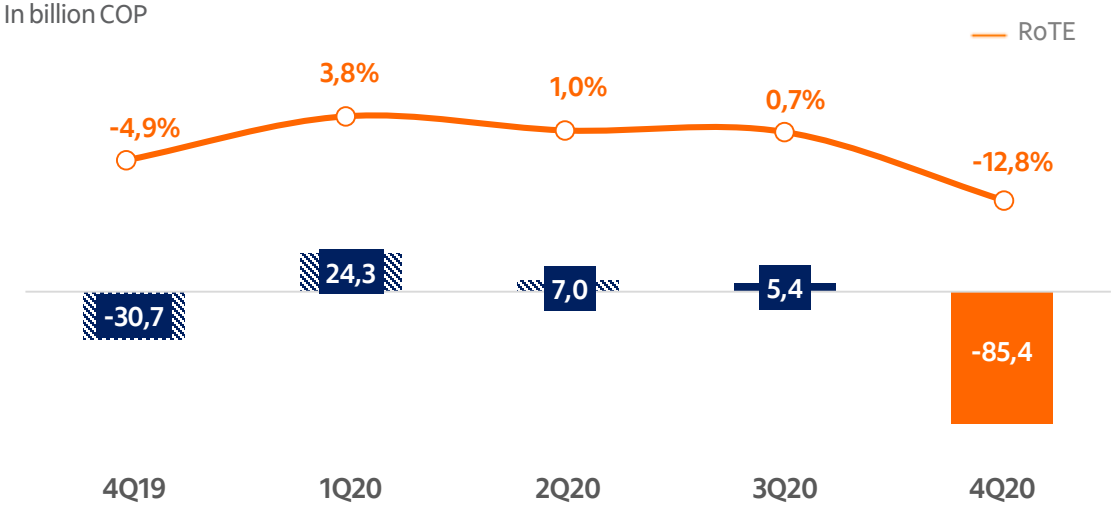

About 2020

In COP

	4Q20	3Q20	△
Net Income	(85.4 bn)	5.4 bn	n.a.
Loan Portfolio	19.1 tn	20.2 tn	-5.4%
Total Assets	28.7 tn	27.9 tn	2.9%

Focus on efficiency

6.9%
headcount reduction
in 2020

-229
employees yoy

thousands

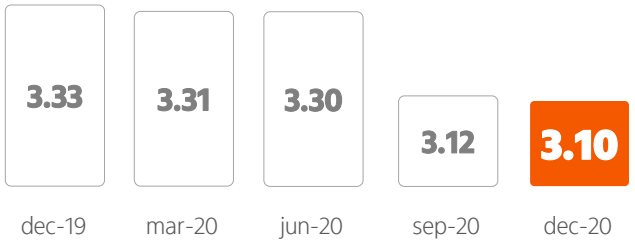

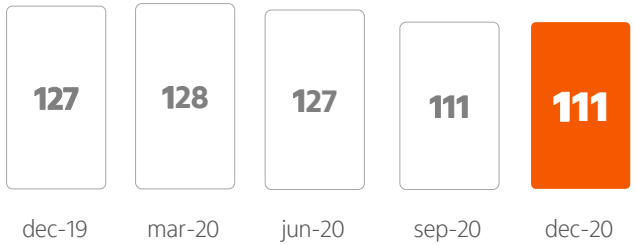

12.6%
branches reduction
In 2020
-16

Agenda

Corporate profile 04

Our **business** 08

Strategic initiatives 16

Corporate governance 28

Economic context 31

Financial highlights 33

Additional information 49

Strategic update

Having left 2020 behind us, we are implementing a transformation plan to build the bank of the future

01. Customer experience as a source of competitive advantage

02. easy and convenient offer

03. driving customer satisfaction and efficiency

04. in an agile working model to accelerate delivery

05. To deliver a recurring and sustainable result of RoTE of 16% by 2025

Strategic update

Having left 2020 behind us, we are implementing a transformation plan to build the bank of the future

01. Customer experience as a source of competitive advantage

02. easy and convenient offer

03. driving customer satisfaction and efficiency

04. in an agile working model to accelerate delivery

05. To deliver a recurring and sustainable result of RoTE of 16% by 2025

Client centricity

Net Promoting Score (NPS)

2020 vs. 2019

Retail Banking	^ 21 pp
Wholesale Banking	^ 12 pp
Total Bank	**^ 18 pp**

★ **Top 3**

NPS Servitest
Ipsos Survey

Investments: Own products and Open platform

Asset under management

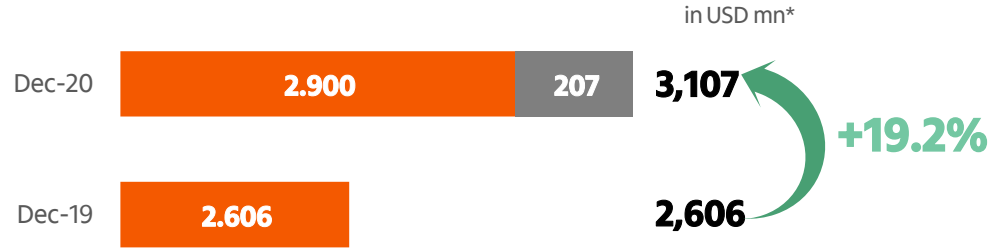

+293 US$ mn	+207 US$ mn	+500 US$ mn
Own Products	Open Platform	Total

* Figures were converted at an exchange rate of 710.73 CLP/USD

Open Platform: funds from local and global managers

13 funds launched in 6 months (Fixed income and Equity)

Strategic update

Having left 2020 behind us, we are implementing a transformation plan to build the bank of the future

01. Customer experience as a source of competitive advantage

02. easy and convenient offer

03. driving customer satisfaction and efficiency

04. in an agile working model to accelerate delivery

05. To deliver a recurring and sustainable result of RoTE of 16% by 2025

Digital experience

Digital channels

Itaú App

2.4x

11% #Transfer & #Payment — Dec-19

26% #Transfer & #Payment — Dec-20

Use of digital channels has gained relevance for individuals and companies

LTM changes Jan'21 vs. Jan'20

App

Login	45%
Transfers	92%
Deposits	90%

Website

Loans	32%
Funds	70%

New site Individuals +4 ⟩ Servitest Ranking

New site Companies ★1°⟩ Servitest Ranking

New App

Stores' rating

Itaú — 2nd — New version

2nd — New version

HUAWEI 1st — New version

Digital Wallet

At Itaú, wallets can be 100% digital

The new Itaú App is **100% digital** and allows payments with Smartphone or Smart Watch, making them easier and with greater security

Available at: mastercard, VISA

Available in Payment App: G Pay, GARMIN PAY, fitbit pay

Strategic update

Having left 2020 behind us, we are implementing a transformation plan to build the bank of the future

01. Customer experience as a source of competitive advantage

02. easy and convenient offer

03. driving customer satisfaction and efficiency

04. in an agile working model to accelerate delivery

05. To deliver a recurring and sustainable result of RoTE of 16% by 2025

Robotic automation & Mgmt Restructuring

76 RPA projects

- **61** delivered
- **15** in progress

› Payback lower than 1 year

US$4.3 mn additional annual savings

-0.5% of expenses in 2020

Onboarding
[Unit cost] **-59%**

Delivery of certificates
[33 thd requests/year] **5 days › 1 hour**

Staff

Headcount reduction in 2020

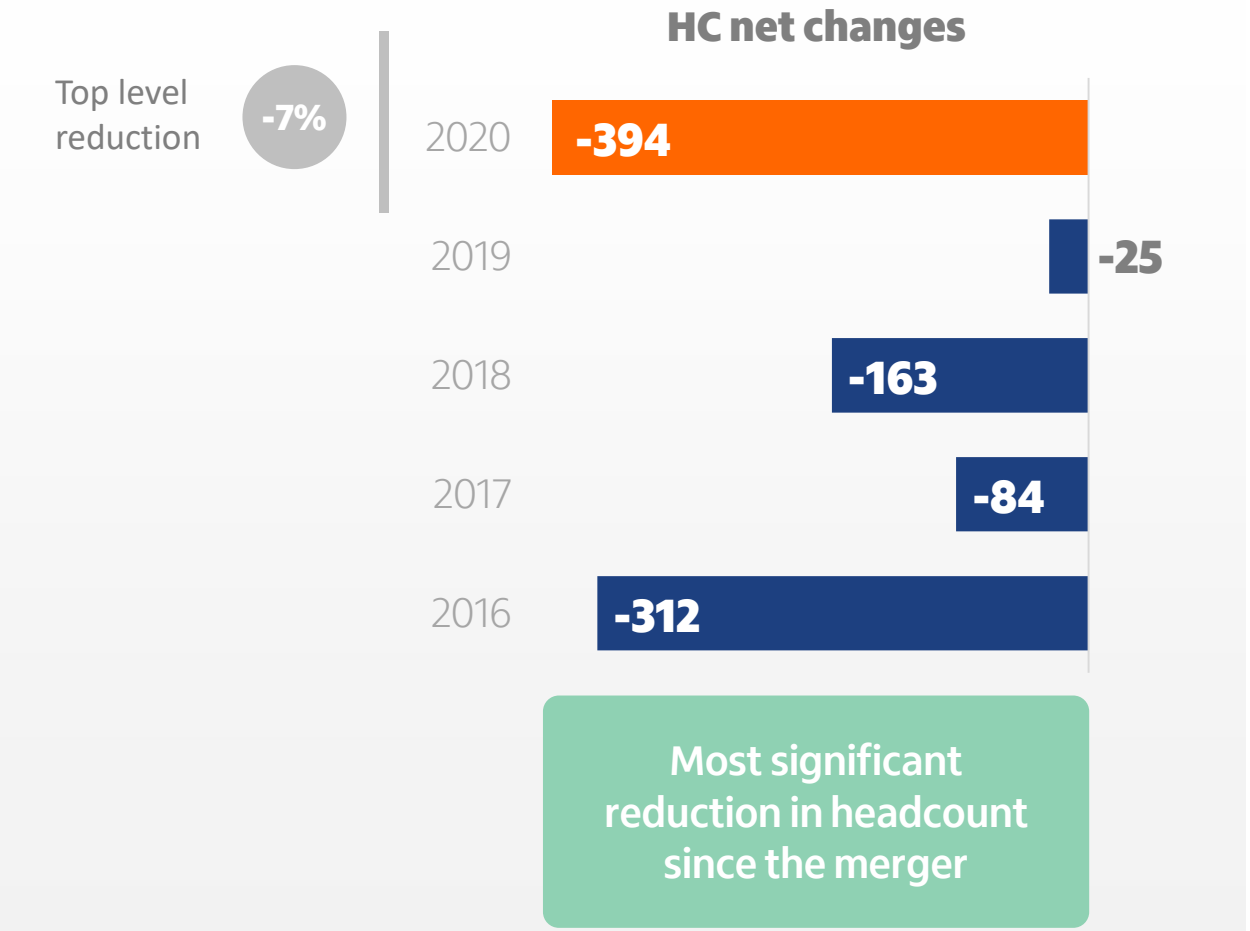

Strategic update

Having left 2020 behind us, we are implementing a transformation plan to build the bank of the future

01. Customer experience as a source of competitive advantage

02. easy and convenient offer

03. driving customer satisfaction and efficiency

04. in an agile working model to accelerate delivery

05. To deliver a recurring and sustainable result of RoTE of 16% by 2025

Talent development[1]

Approximately
5 thousand
Employees[2]
in Chile and New York

By age bracket

18.1%	0,9 k people > 50 years
69.1%	3,6 k people 30-50 years
12.8%	0,7 k people up to 30 years

By region



- Arica y Parinacota
- Tarapaca
- Antofagasta
- Atacama
- Coquimbo
- Valparaíso
- Metropolitana
- O'higgins
- Maule
- Ñuble
- Bío-Bío
- Araucanía
- Los ríos
- Los lagos
- Aysén
- Magallanes y Antartica

By gender

Women 52%

Men 48%

By hierarchical level

0.2%	Corporate managers	83%	17%
4.3%	Managers and deputy managers	73%	27%
54.4%	Professionals	51%	49%
18.1%	Technicians	33%	67%
23.0%	Administrative staff	47%	53%

Training and performance

+ 160.000
hours of training

92%
participation in Performance Cycle

1 – December 31, 2020; 2 – December 31, 2020.

Strategic update

Having left 2020 behind us, we are implementing a transformation plan to build the bank of the future

01. Customer experience as a source of competitive advantage

02. easy and convenient offer

03. driving customer satisfaction and efficiency

04. in an agile working model to accelerate delivery

05. To deliver a recurring and sustainable result of RoTE of 16% by 2025

Sustainable results – leadership in ESG

Corporate governance_
Among market leaders

Sustainability Yearbook
Member 2021

S&P Global

FTSE4Good

MSCI

vigeo eiris

Institutional Investor
2020 LATIN AMERICA EXECUTIVE TEAM
MOST HONORED COMPANY
ITAÚ CORPBANCA

Environmental_
Supporting responsible investments

THE BEST OF CHILE
INSTITUTION
ALAS20
CHILE 2020

ESG Global Credits (CLP)
ROBECO
The Investment Engineers

ESG Emerging Stars (CLP)
Nordea
ASSET MANAGEMENT

Social_
Digital transformation, remote first

How feasible is home office for you?

93%

[Home office – Bank's survey results]

Organizational Climate (*Pulso Survey*)
84.6%
of 2020 employee's satisfaction
[at historically higher level]

SANTIAGO EXCHANGE

PRI Principles for Responsible Investment

EQUATOR PRINCIPLES

UN GLOBAL COMPACT
Red Chile
APOYAMOS

Member of
Dow Jones Sustainability Indices
Powered by the S&P Global CSA

Agenda

Corporate profile 04

Our **business** 08

Strategic initiatives 16

Corporate governance 28

Economic context 31

Financial highlights 33

Additional information 49

Shareholders & Stock market

% Total share capital as of February 28, 2021

Itaú Unibanco	Saieh Family[1]	IFC	Others
39.22%	27.16%	3.32%	30.30%

Itaú Corpbanca
512,406,760,091 (# total shares)

1– Includes 36,000,000 shares owned by Corp Group Banking S.A. that are under custody

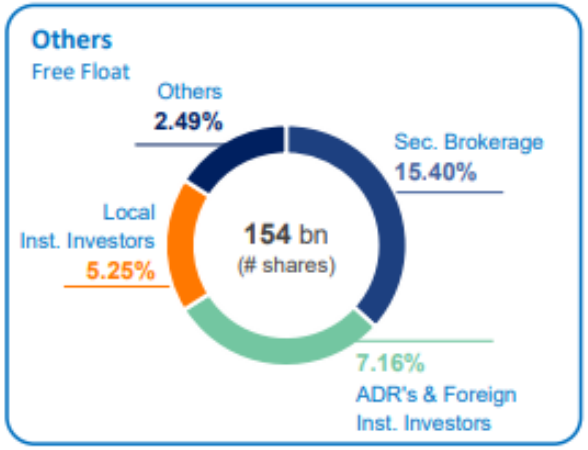

BOLSA SANTIAGO

ITCB LISTED NYSE

Member of Dow Jones Sustainability Indices Powered by the S&P Global CSA

Market Cap. (Mar. 9, 2021) **US$ 1.8 Bn**

Sell-side rating: Buy: 1 Hold: 7 Sell: 2

Source: Sell-side reports.

Price-to-Book[1]

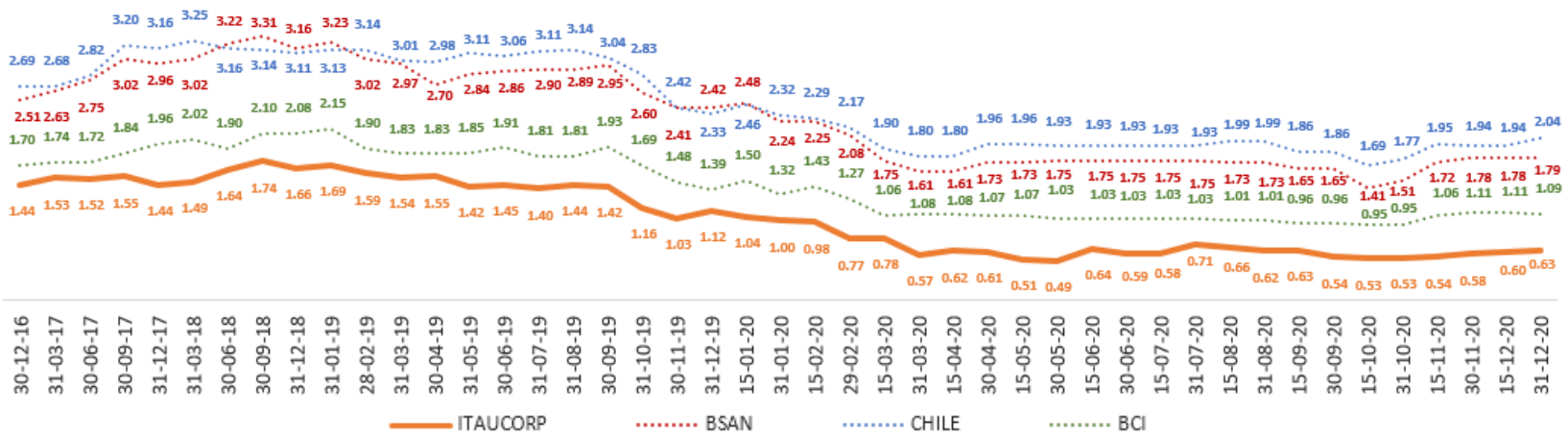

Average daily traded volumes 12- month ended December 31, 2020 (U$ million)

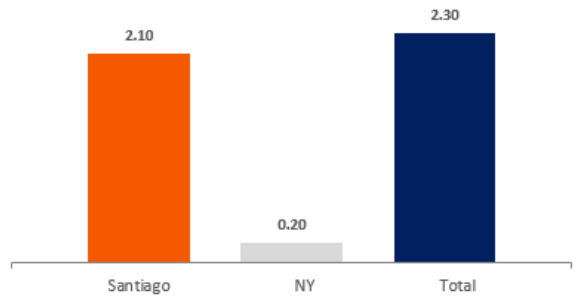

1 – For Itaú Corpbanca and BCI consider shareholders equity net of goodwill and intangibles from business combination.

Experienced senior management to implement strategy

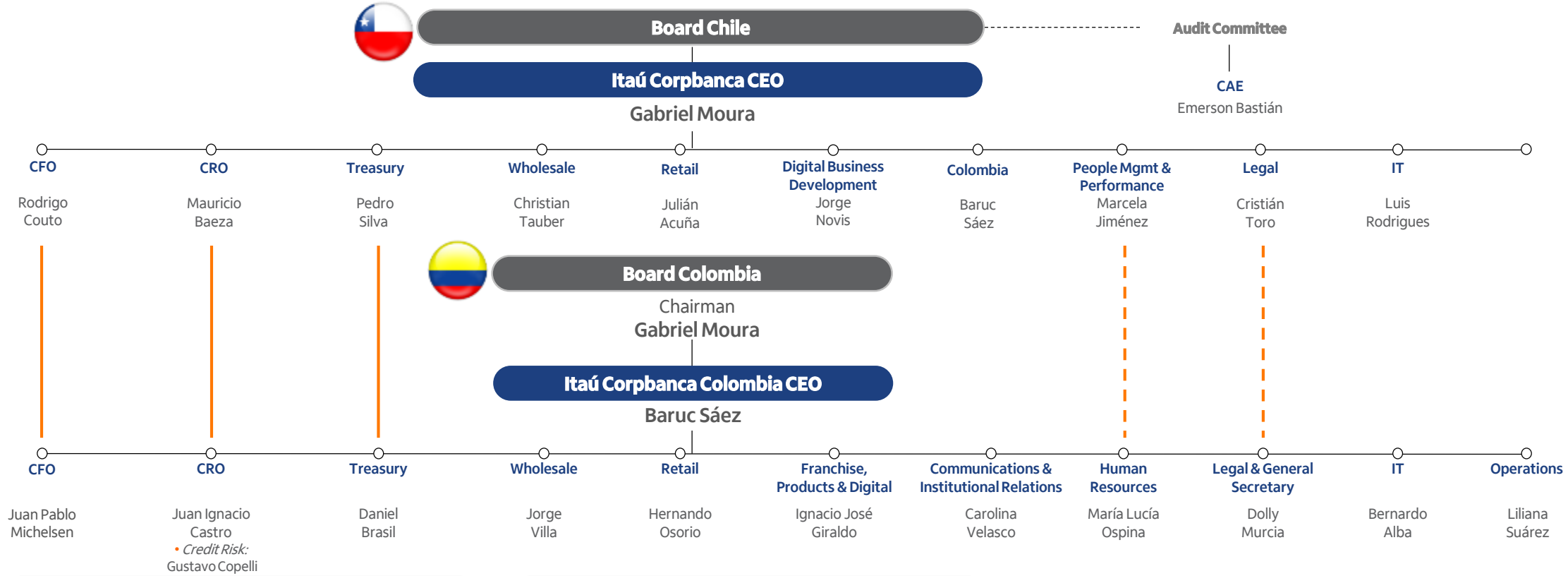

Board Chile [1] [2]

Chairman

Jorge Andrés Saieh Guzmán

Ricardo Villela Marino
Milton Maluhy Filho
Rogério Carvalho Braga
Matias Granata
Pedro Samhan Escandar
Fernando Concha Ureta
Jorge Selume Zaror
Fernando Aguad Dagach
Gustavo Arriagada Morales
Bernard Pasquier

Board Colombia

Chairman

Gabriel Amado de Moura

Mónica Aparicio Smith
Roberto Brigard Holguín
Cristián Toro Cañas
Juan Echeverría González

Matrix reporting to CEO Colombia and functional reporting to ITCB

Functional reporting to CEO Colombia and matrix reporting to ITCB for coordination of specific themes

1 – Itaú Unibanco and CorpGroup appoint the majority of the members of the board of directors; 2 – Pursuant to the Shareholders Agreement, the Directors appointed by Itaú Unibanco and CorpGroup shall vote together as a single block according to Itaú Unibanco's recommendation.

Agenda

Corporate profile 04

Our **business** 08

Strategic initiatives 16

Corporate governance 28

Economic context 31

Financial highlights 33

Additional information 49

Our expectations

GDP Growth – %

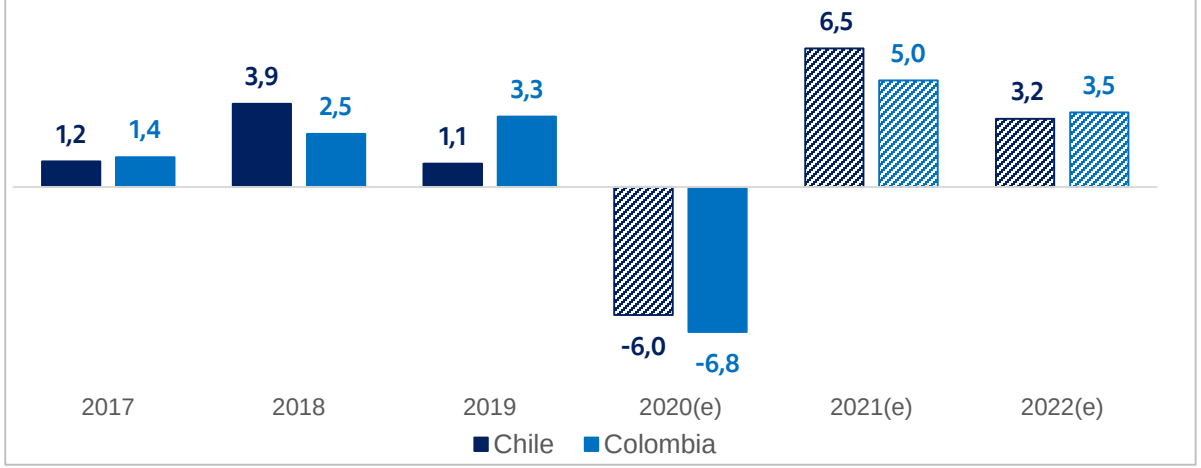

Interest Rates (EOP) – %

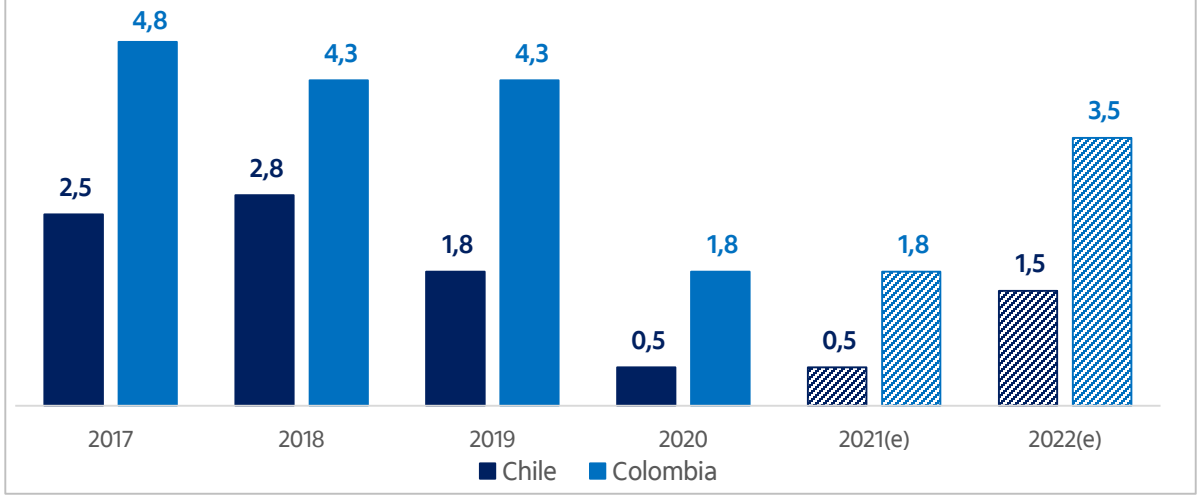

Inflation (CPI) – %

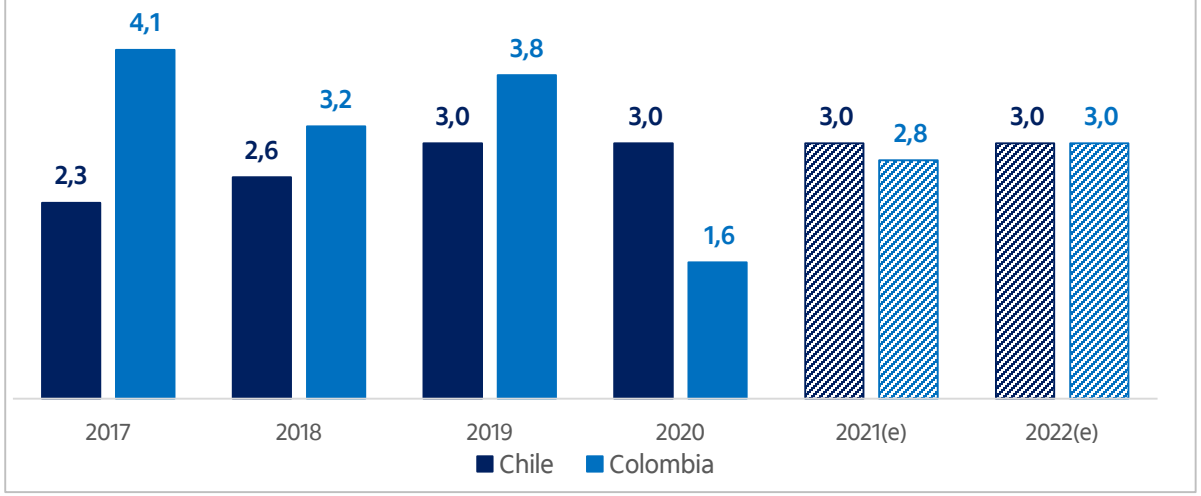

Exchange rates – CLP/USD & CLP/COP

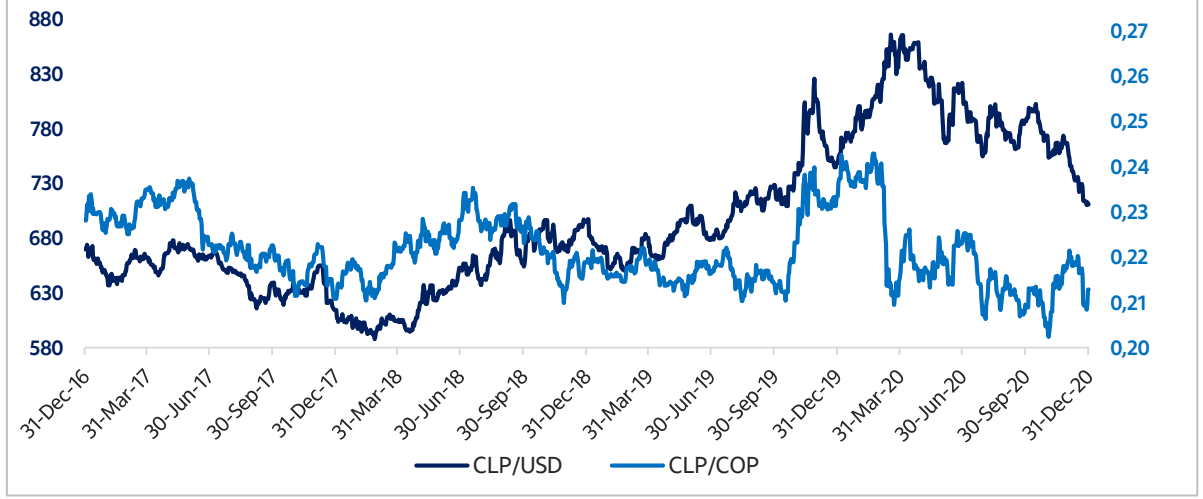

Source: Central Bank of Chile, Central Bank of Colombia and Itaú's projections (updated as of March 12, 2021).

Agenda

Corporate profile 04

Our **business** 08

Strategic initiatives 16

Corporate governance 28

Economic context 31

Financial highlights 33

Additional information 49

Financial information

The financial information included in this Management Discussion & Analysis presentation is based on our managerial model which is based on our managerial model that we adjust for non-recurring events and we apply managerial criteria to disclose our income statements. Starting in the first quarter of 2019, we have been disclosing our income statement in the same manner as we do internally, incorporating additional P&L reclassifications, fully converging to the format presented by Itaú Unibanco.

This managerial financial model reflects how we measure, analyze and discuss financial results by segregating: *(i)* commercial performance; *(ii)* financial risk management; *(iii)* credit risk management; and *(iv)* costs efficiency.

We believe this form of communicating our results will give you a clearer and better view of how we fare under these different perspectives. Please refer to pages 9 to 12 of our Management Discussion & Analysis Report (“MD&A Report”) for further details, available at ir.itau.cl.

4Q20
About the quarter

4Q20 | Highlights

Recurring net income

Consolidated

(Ch$124.1 bn) –

4Q20 vs. 3Q20

Chile

(Ch$88.8 bn) –

4Q19	1Q20	2Q20	3Q20	4Q20
21.7	29.5	22.7	(13.7)	(88.8)

Recurring RoTE

Consolidated

-27.3% ▼ **-25.2** p.p.

4Q20 vs. 3Q20

Chile

-27.7% ▼ **-23.7** p.p.

4Q19	1Q20	2Q20	3Q20	4Q20
5.4	8.4	6.6	(4.0)	(27.7)

Loans

Consolidated

Ch$22.6 bn ▼ **-3.5** %

4Q20 vs. 3Q20

Chile

Ch$18.2 bn ▼ **-3.8** %

4Q19	1Q20	2Q20	3Q20	4Q20
18.3	19.0	19.4	18.9	18.2

NPL 90+ days

Consolidated

2.2% ▲ **0.1** p.p.

4Q20 vs. 3Q20

Chile

1.9% ▲ **0.1** p.p.

4Q19	1Q20	2Q20	3Q20	4Q20
2.5	2.5	2.0	1.8	1.9

Margin with clients

Consolidated

Ch$199.1 bn ▲ **4.6** %

4Q20 vs. 3Q20

Chile

Ch$150.1 bn ▲ **6.6** %

4Q19	1Q20	2Q20	3Q20	4Q20
161.3	146.9	152.5	140.8	150.1

Commission and fees

Consolidated

Ch$39.4 bn ▲ **7.1** %

4Q20 vs. 3Q20

Chile

Ch$29.6 bn ▲ **4.5** %

4Q19	1Q20	2Q20	3Q20	4Q20
40.0	35.9	31.6	28.3	29.6

Cost of credit

Consolidated

Ch$308.4 bn ▲ **228.1** %

4Q20 vs. 3Q20

Chile

Ch$231.4 bn ▲ **160.3** %

4Q19	1Q20	2Q20	3Q20	4Q20
110.1	55.6	73.7	88.9	231.4

Non-Interest expenses

Consolidated

Ch$162.5 bn ▲ **0.5** %

4Q20 vs. 3Q20

Chile

Ch$115.7 bn ▼ **-1.2** %

4Q19	1Q20	2Q20	3Q20	4Q20
116.9	109.1	111.9	117.1	115.7

2020
About the year

2020 Macoeconomic outlook

Macroeconomic

	Forecast [1]	Actual
GDP [2]	1.2%	-6.0%
Inflation [3]	3.3%	3.0%
Interest Rate [3]	1.25%	0.50%

	Forecast [1]	Actual
GDP	3.1%	-6.8%
Inflation [3]	3.3%	1.6%
Interest Rate [3]	4.25%	1.75%

1 – Itaú Corpbanca initial forecast for 2020 on 03/02/2020; 2 – GDP 2020 projected; 3 – End of period.

Source: Central Bank of Chile, Central Bank of Colombia, Chilean Commission for the Financial Market (CMF) and Colombian Superintendency of Finance (SF).

About 2020

Recurring **Net Income**

Consolidated **Ch$(79.4) billion**

Chile **Ch$(50.3) billion**

Recurring **Return on Tangible Equity (RoTE)**

Consolidated **-4.1 %** ▼ **11.7 p.p.**

Chile **-3.7 %** ▼ **12.5 p.p.**

Revenues impacted by the pandemic

resulting in lower financial margin with the market and commissions

▼ **5.2%**
(yoy in Chile)

Cost control

consolidated costs decreased 0.7% yoy and significant progress was made in footprint optimization and headcount reduction

▼ **7.0%**
(HC reduction yoy in Chile)

Cost of credit increased due to the pandemic

mainly driven by **additional provisions** due to possible COVID-19 impacts according to our expected loss provisioning model

Ch$136.3 bi
consolidated additional provision

Financial margin with clients

Financial margin with clients

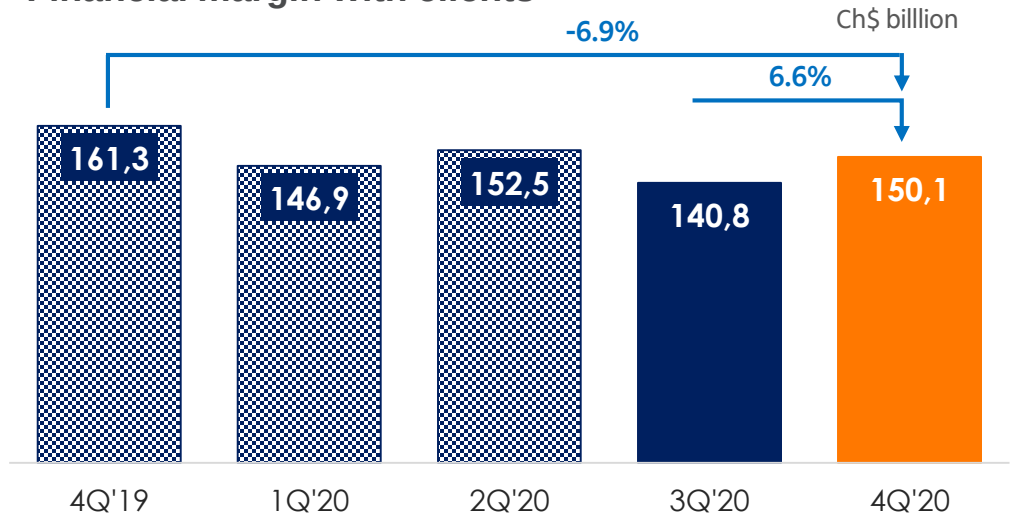

Annualized average rate

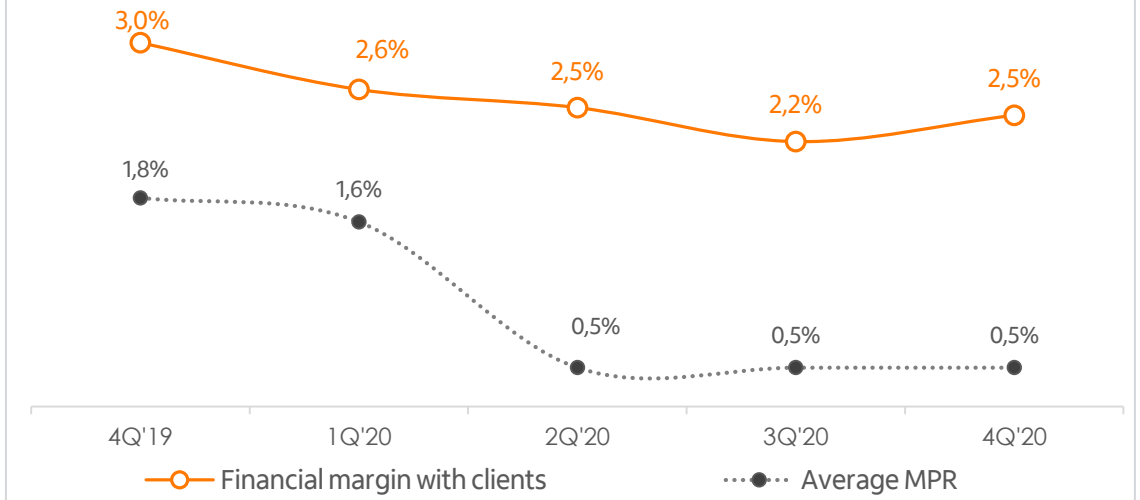

Change in Financial margin with clients

Non-interest expenses

In Ch$ billion

	4Q20	3Q20	Δ	4Q19	Δ	2020	2019	Δ
Personnel	(43.2)	(53.9)	-19.9%	(52.2)	-17.3%	(196.3)	(204.8)	-4.2%
Administrative	(64.0)	(51.4)	24.4%	(54.8)	16.7%	(217.0)	(206.7)	5.0%
Total Personnel and Administrative	**(107.2)**	**(105.3)**	**1.8%**	**(107.0)**	**0.1%**	**(413.3)**	**(411.5)**	**0.4%**
Depreciation, Amortization and Impairment	(8.5)	(11.7)	-27.4%	(9.9)	-13.8%	(40.5)	(39.9)	1.5%
Non-Interest Expenses	**(115.7)**	**(117.1)**	**-1.2%**	**(116.9)**	**-1.0%**	**(453.8)**	**(451.5)**	**0.5%**

Focus on efficiency

7.0%
headcount reduction
in 2020

-394
employees yoy

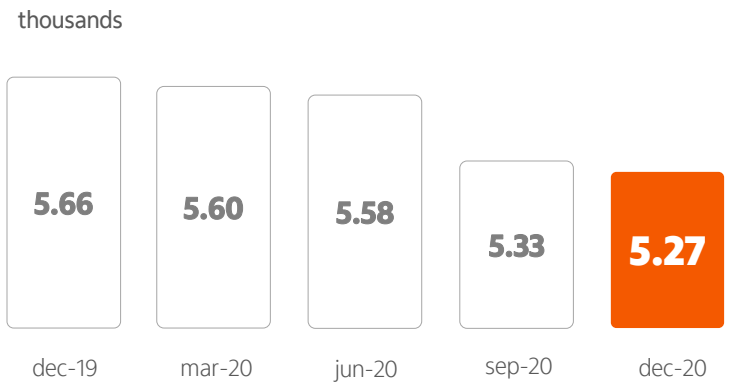

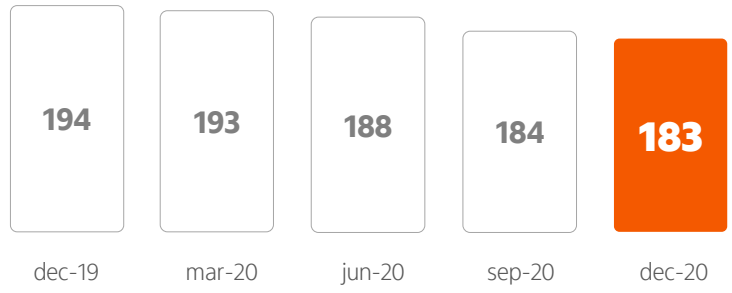

5.7%
branches reduction
in 2020

-11
branches yoy

Strong liquidity position

LCR and NSFR ratios at historically **high levels**

LCR [1]

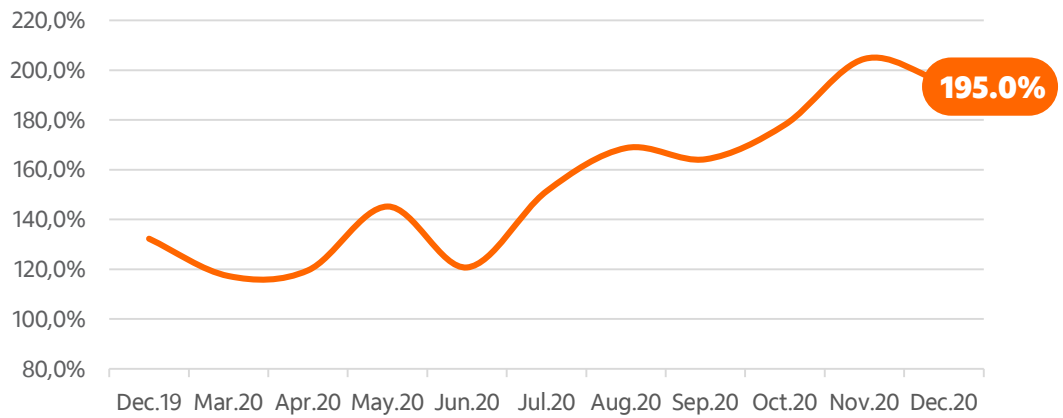

NSFR [2]

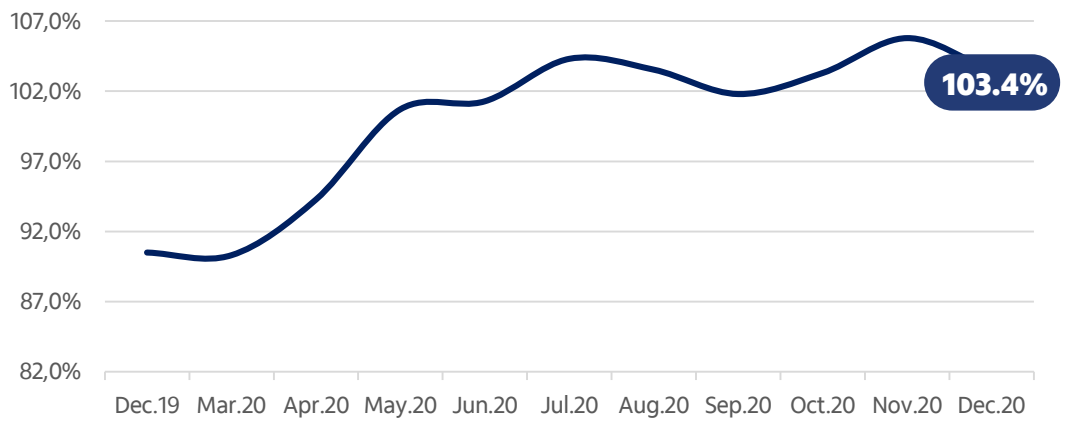

1 – LCR: Liquidity Coverage Ratio calculated according to BIS III rules. Regulatory LCR ratios are still under construction in Chile. 2 – NSFR: Net Stable Funding Ratio, the methodology used to estimate NSFR consist of liquidity ratio proposed by the "Basel III Committee on Banking Supervision" ("BIS III") that was adopted by the CMF.
Source: Quarterly Liquidity Status Report as of December 31, 2020.

Cost of credit and credit quality

Cost of credit

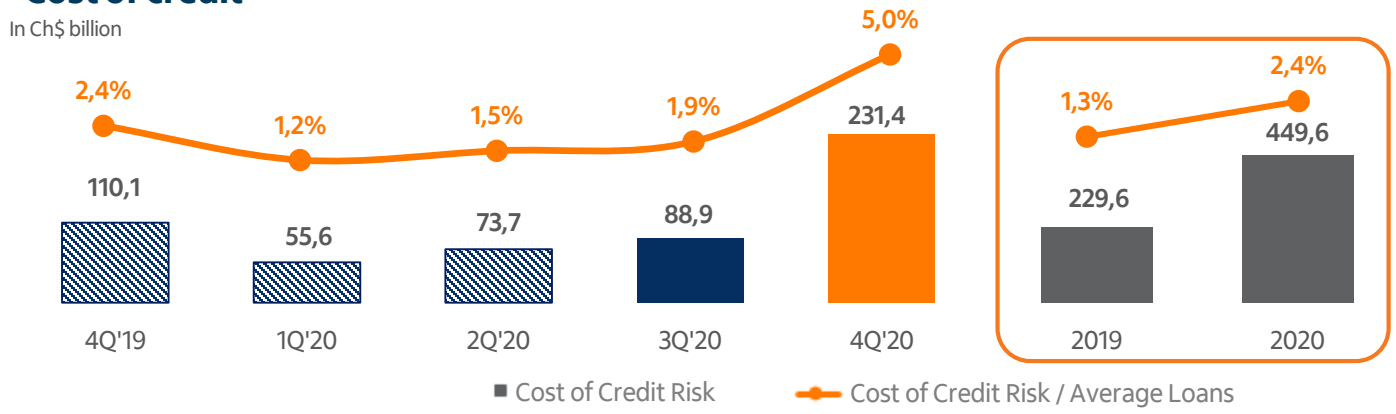

Coverage ratio (90+ days NPL – %)

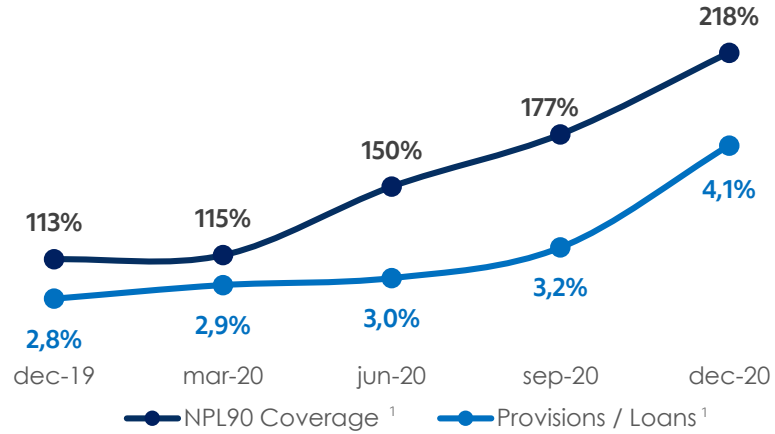

1 – Includes additional provisions.

Non Performing Loans (90+ days -%)

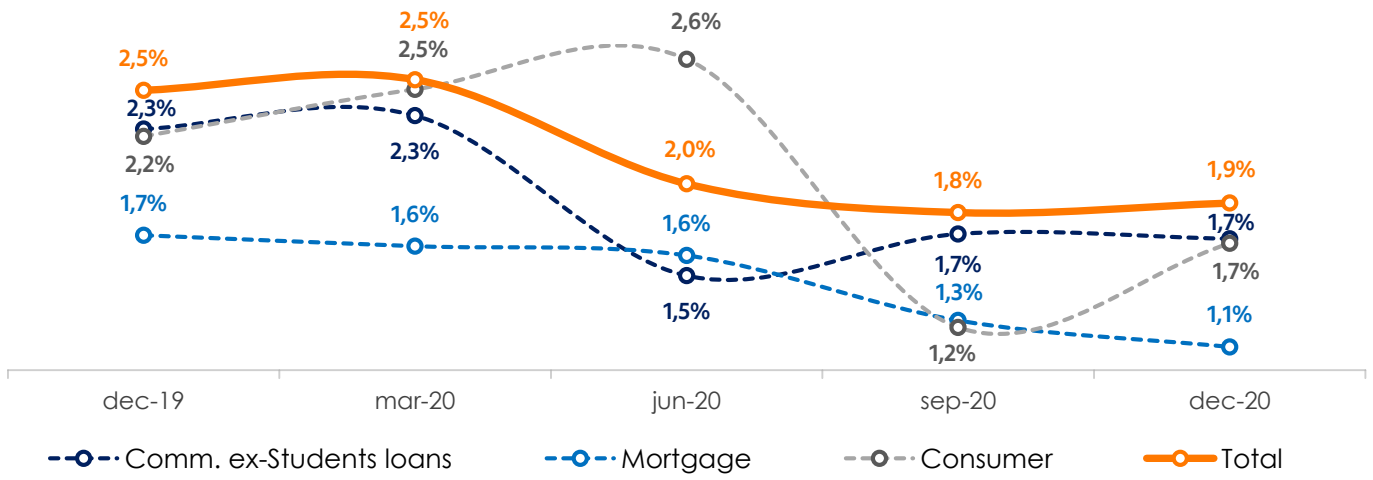

Expected loss provisioning model

In **4Q'20** we **increased the total provision** level in Chile by **Ch$142.5 Bi** increasing both allowances for loan losses –for Corporate and SME clients of sectors most impacted by the pandemic and for the deductible of FOGAPE-COVID loans– as well as **additional provisions (Ch$40.1 Bi)** for our retail portfolios

In total, in **2020** we increased **total provisions in Chile by Ch$220.1 Bi**, including **Ch$104.6 Bi of additional provisions**

BIS III | Capital ratios estimates

Resilient capital ratios

Fully loaded CET1 ratio decreased only 30 bp yoy

despite the effects of the pandemic and 100% dividend payout in March/20

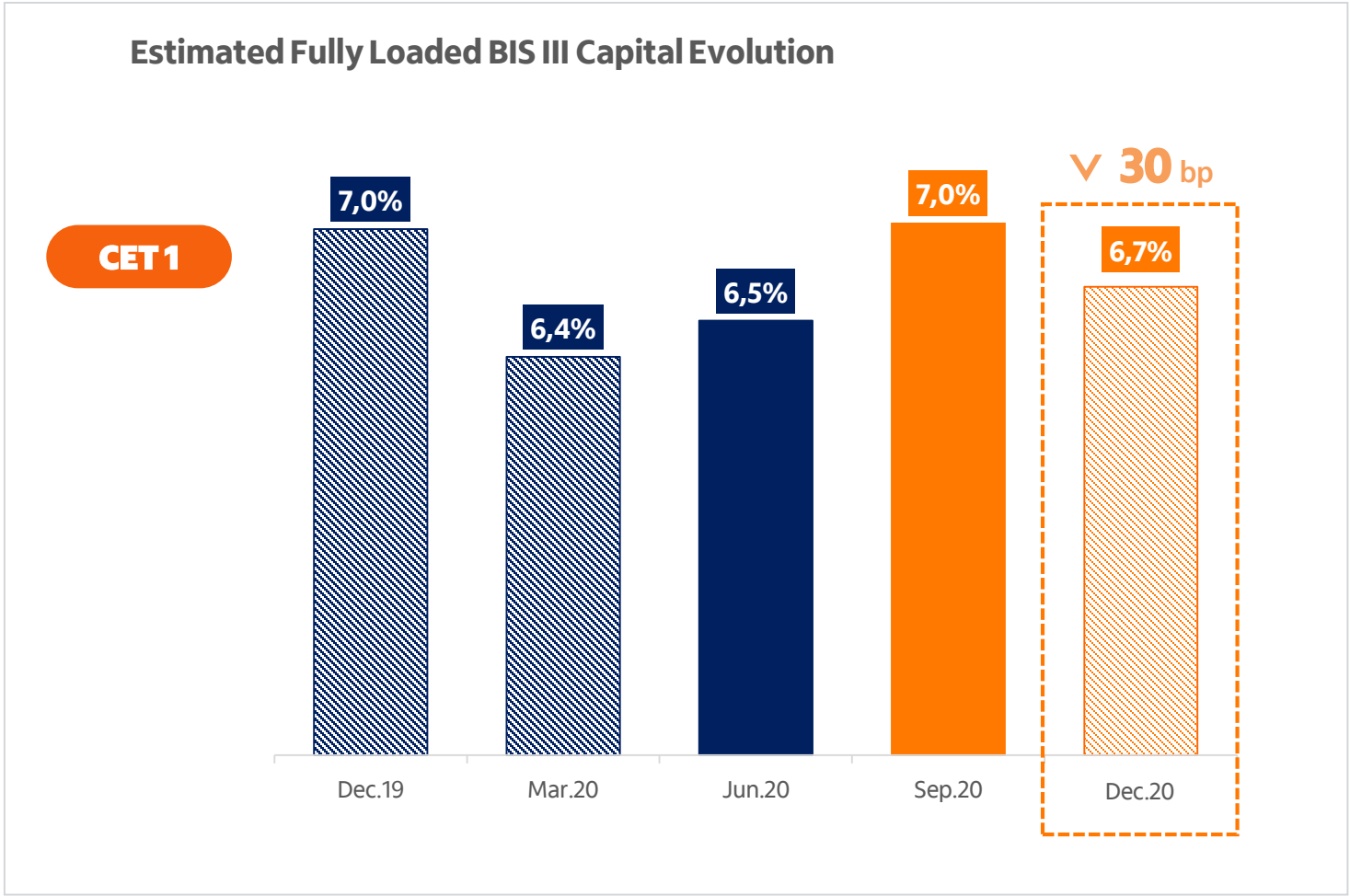

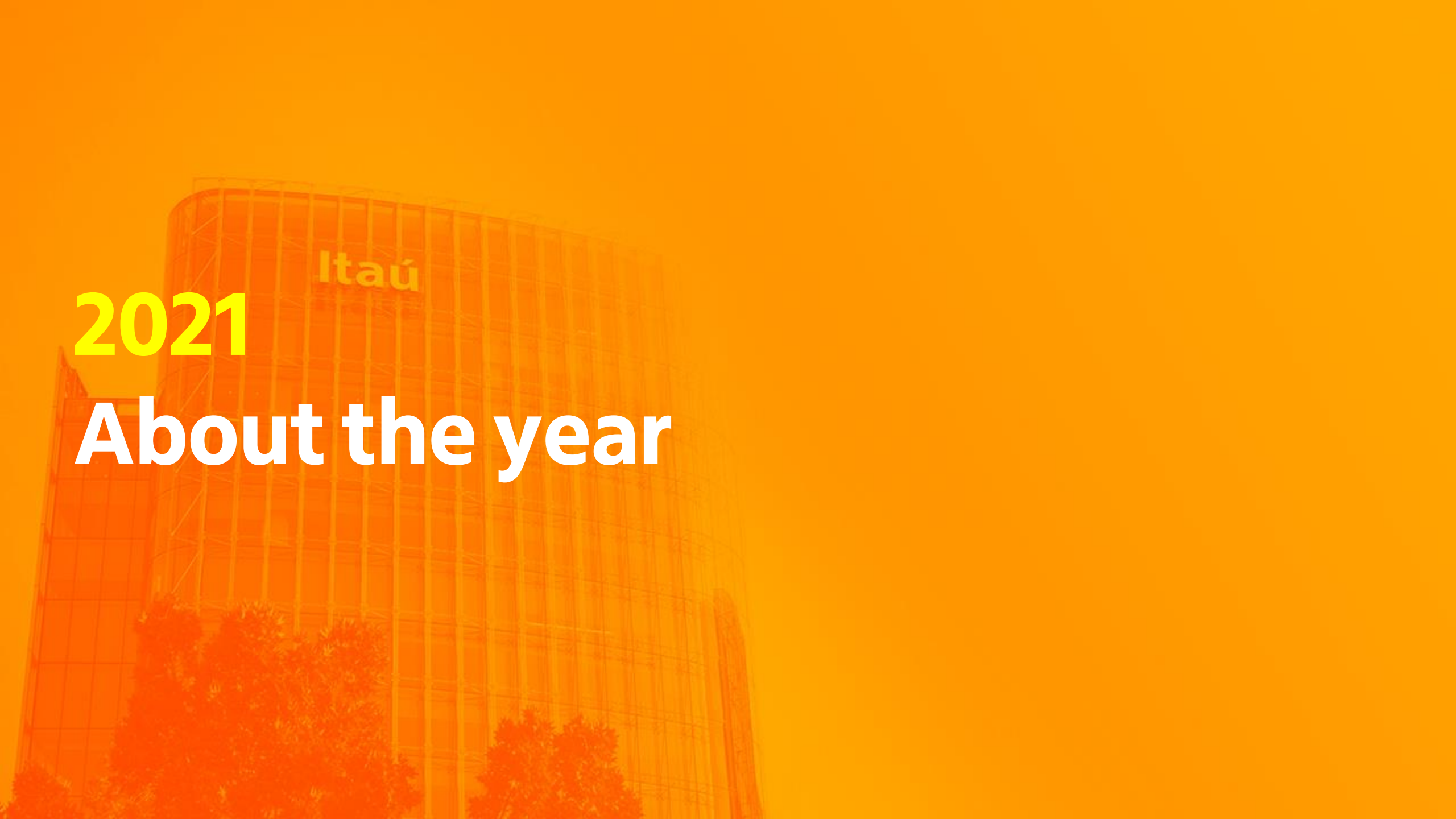

2021
About the year

2021 Macoeconomic outlook

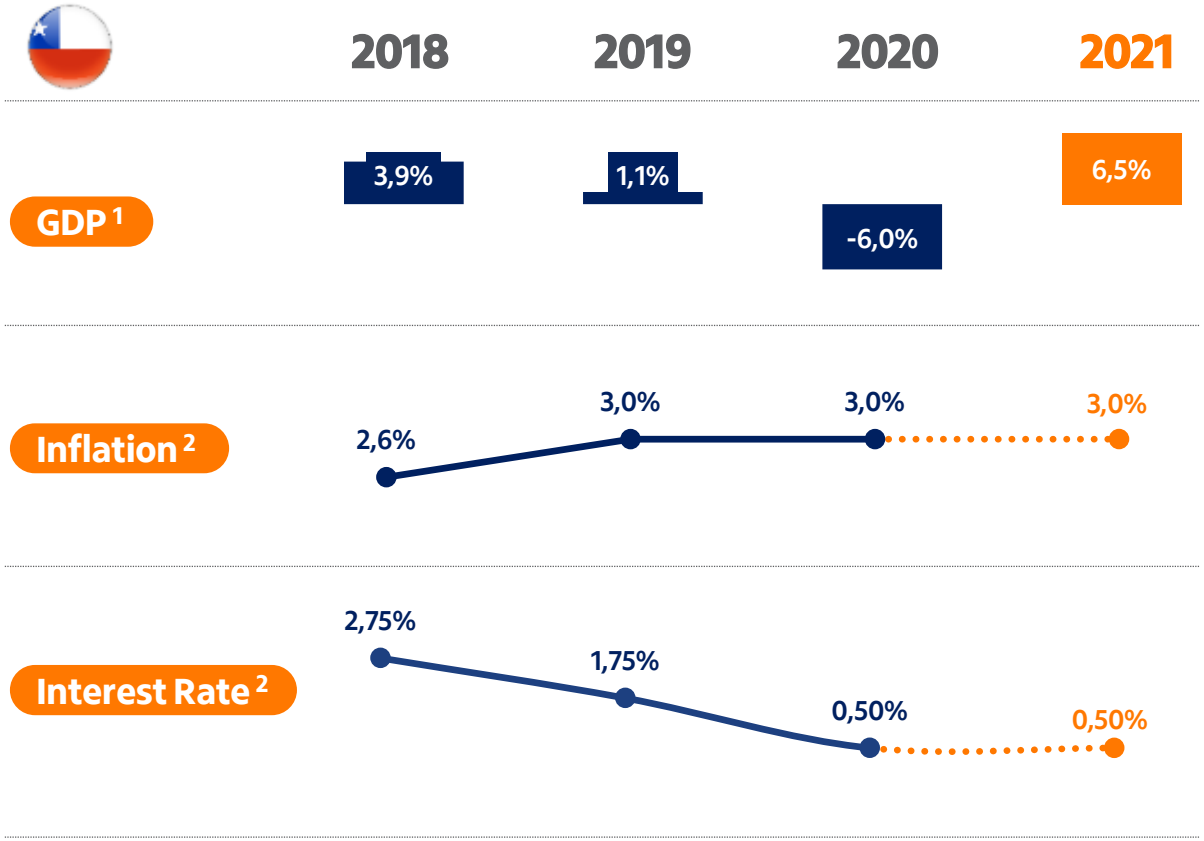

1 – Projected GDP for Chile in 2020 and 2021; and for Colombia projected for 2021 ; 2– End of period.

Source: Central Bank of Chile, Central Bank of Colombia and Itaú's projections (updated as of February 12, 2021).

2021 Guidance

	Expected 2021 Guidance
Loan Growth	**mid single digit**
Growth focus	**retail** [1] segments
Cost of credit Risk [2]	range from **1.0%** to **1.3%**
Adjusted Non-Interest Expenses	below **inflation**

1 – Retail refers to our retail bank, which serves individuals and SMEs in all their financial services needs; 2 – Net provision for credit & counterparty risks.

Agenda

Corporate profile 04

Our **business** 08

Strategic initiatives 16

Corporate governance 28

Economic context 31

Financial highlights 33

Additional information 49

Current international ratings

Financial Capacity	Moody's LT	Moody's ST	S&P LT	S&P ST
Extremely strong	Aaa	P-1	AAA	A-1+
Very strong	Aa1	P-1	AA+	A-1+
	Aa2	P-1	AA	A-1+
	Aa3	P-1	AA-	A-1+
Strong	A1	P-1	A+	A-1
	A2	P-1	A	A-1
	A3	P-2	A-	A-2
Adequate	Baa1	P-2	BBB+	A-2
	Baa2	P-3	BBB	A-3
	Baa3	P-3	BBB-	A-3

+3n

+1n

Timeline S&P

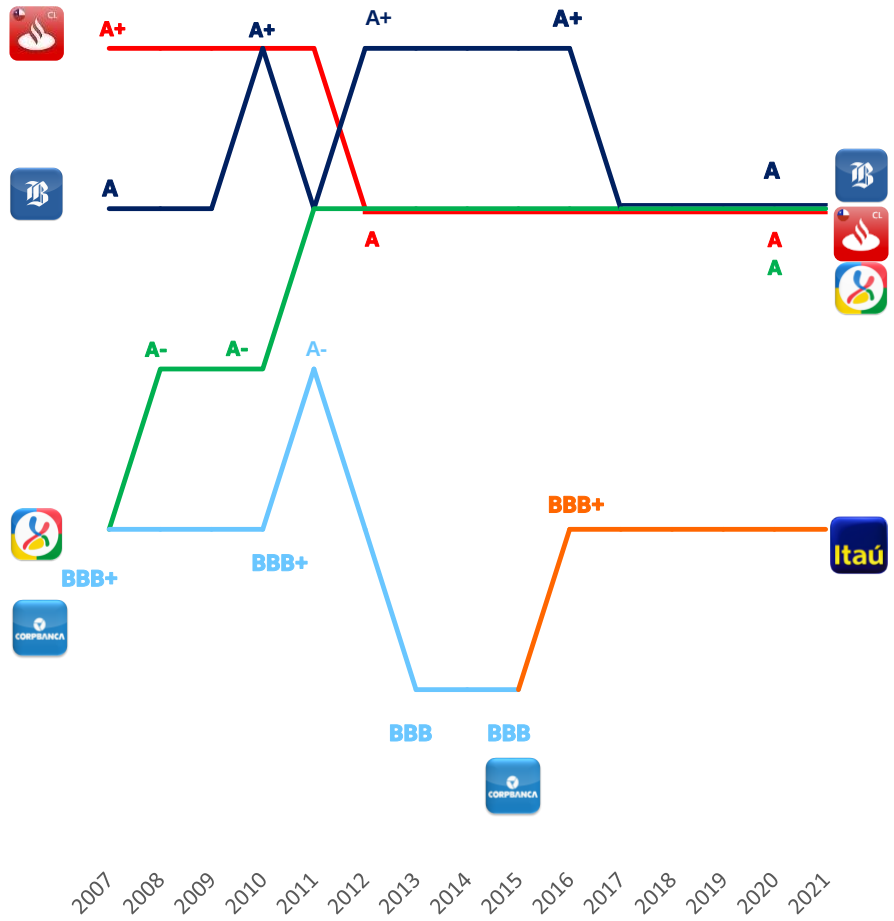

Average tangible equity breakdown

4Q'20 Average balance (Ch$ Tn)

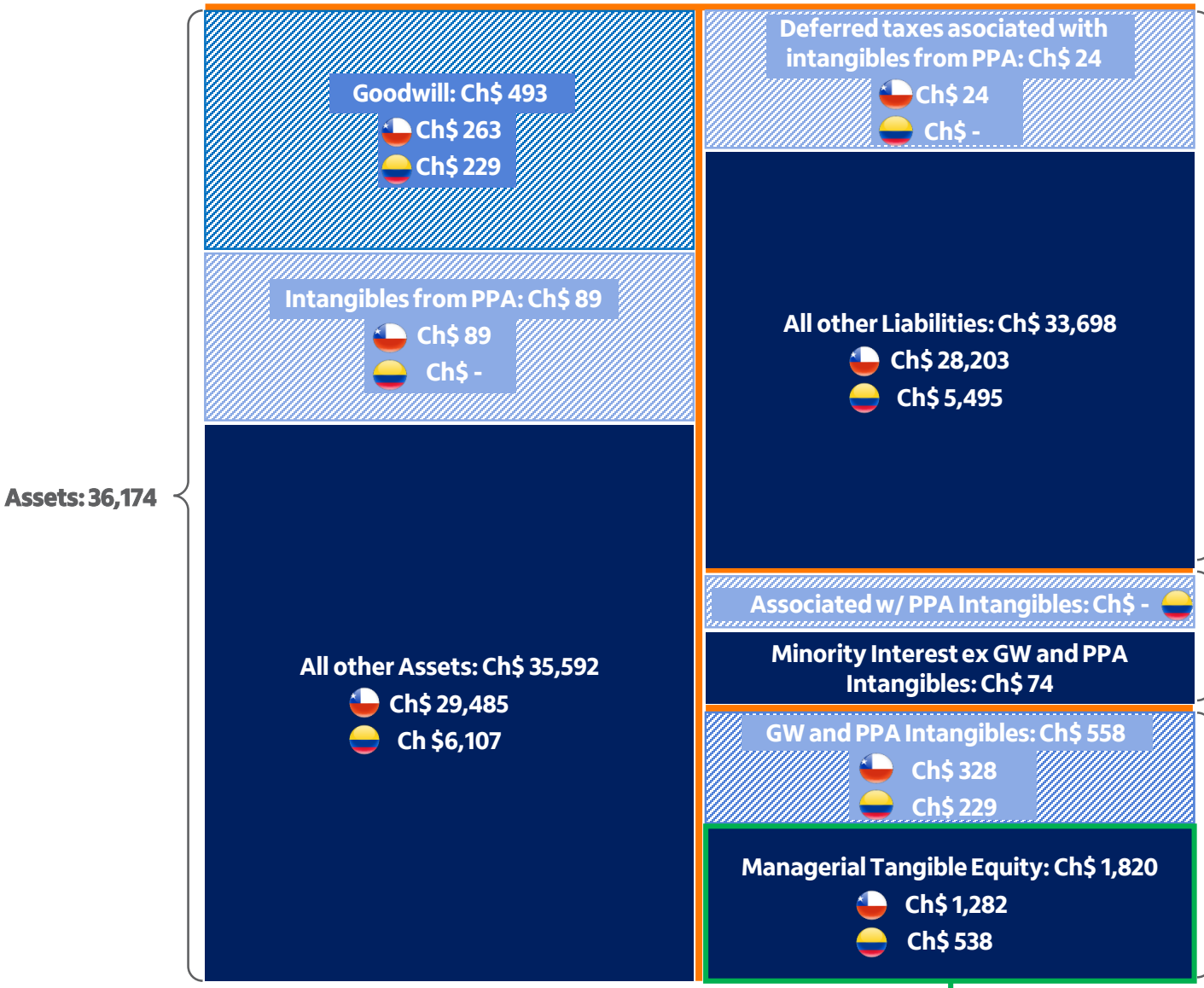

On June 30, 2020 a non-cash impairment charge of Ch$448,273,346,586 was recognized as a result of a goodwill impairment of our estimated fair value of the cash generating units for Chile; and of Ch$315,750,827,325 as a result of goodwill and intangible assets from business combination impairment of our estimated fair value of the cash generating unit for Colombia.

Managerial Tang. Equity:	Ch$ 1,820	Ch$ 1,282	Ch$ 538
÷	÷	÷	÷
Recurring Results:	Ch$ -124.1	Ch$ -88.8	Ch$ -35.3
=	=	=	=
Recurring RoTE:	-27.3%	-27.7%	-26.3%

Transactions in Colombia

Itaú Corpbanca acquired shares of Itaú Corpbanca Colombia from Helm LLC

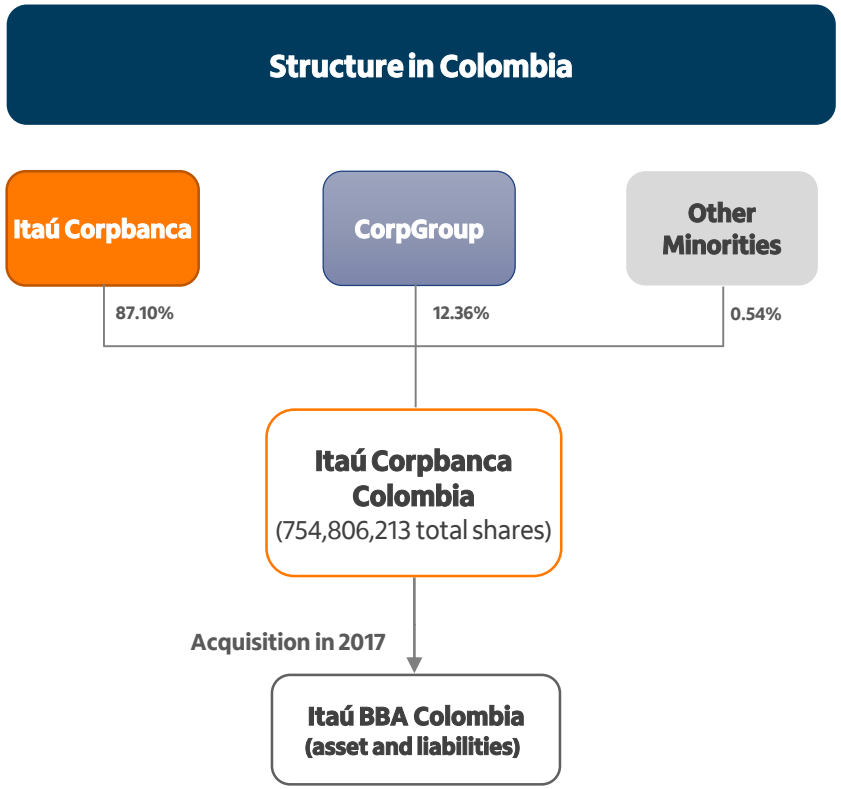

- **On June 16, 2017 Itaú Corpbanca Colombia acquired Itaú BBA Colombia assets and liabilities[1]**
- **Postponement of the date for Itaú Corpbanca to purchase the 12.36% stake of CorpGroup in Itaú Corpbanca Colombia:**
  - The postponement date to purchase is until January 28, 2022
  - The purchase price has not changed (US$ 3.5367 per share[2])
  - Itaú Corpbanca will carry out commercially reasonable efforts to register an listing Itaú Corpbanca Colombia in the Colombian Stock Exchange (CSE)
  - The rational is to create a liquidity mechanism for minorities to sell the stake in the company
- **Itaú Corpbanca acquired shares of Itaú Corpbanca Colombia from Helm LLC and Kresge Stock Holding Company**
  - On December 3, 2019, following receipt of regulatory approvals from the banking supervisors in Chile, Colombia and Brazil, Itaú Corpbanca completed its previously announced acquisition of shares of Itaú Corpbanca Colombia from Helm LLC and Kresge Stock Holding Company
  - Itaú Corpbanca acquired shares representing approximately 20.82% of Itaú Corpbanca Colombia's outstanding equity for aggregate consideration of approximately US$334 million which implies a valuation multiple of 1.37 times book value as of October 31, 2019. This valuation is consistent with the valuation of Itaú Corpbanca Colombia in Itaú Corpbanca's financial statements
  - The acquisition resulted in an estimated impact of 0.94% on Itaú Corpbanca's CET1 ratio, on a fully loaded basis under the Basel III standards (using exchange rates as of November 30, 2019). In this context, Itaú Corpbanca estimated that its CET1 ratio would be 7.0%, considering the preliminary analysis of the capital effects of the regulations under public consultation recently announced by the CMF

1 – Itaú Corpbanca Colombia S.A. paid Ch$33,205 million to Itaú BBA Colombia S.A Corporación Financiera; 2 – This amount accrues interest from (and including) August 4, 2015 until (but excluding) the payment date at an annual interest rate equal to Libor plus 2.7%.

Global macroeconomic outlook

	2011	2012	2013	2014	2015	2016	2017	2018	2019	2020F	2021F	2022F
GDP Growth (%) - World Economy												
World	4.2	3.5	3.5	3.6	3.5	3.3	3.7	3.7	3.0	-3.2	6.9	4.3
USA	1.6	2.2	1.8	2.5	2.9	1.6	2.4	2.9	2.4	-3.5	6.7	4.2
Euro Zone	1.7	-0.8	-0.2	1.4	2.0	1.9	2.7	1.9	1.3	-6.8	4.5	4.2
China	9.5	7.9	7.9	7.4	7.1	6.9	7.0	6.7	6.1	2.3	8.5	5.0
Japan	-0.1	1.5	2.0	0.0	1.6	0.8	1.7	0.6	0.3	-4.8	2.6	2.2
GDP Growth (%) - Latam												
Brazil	4.0	1.9	3.0	0.5	-3.5	-3.3	1.3	1.8	1.4	-4.1	3.8	1.8
Chile	6.1	5.3	4.0	1.8	2.3	1.7	1.2	3.9	1.1	-6.0	6.5	3.2
Colombia	7.4	3.9	4.6	4.7	3.0	2.1	1.4	2.6	3.3	-6.8	5.0	3.5
Mexico	4.0	3.6	1.4	2.8	3.3	2.9	2.1	2.2	-0.1	-8.2	6.0	3.0
Peru	6.5	6.0	5.8	2.4	3.3	4.0	2.5	4.0	2.2	-11.1	10.7	4.5
Inflation (eop, %)												
Brazil (IPCA)	6.5	5.8	5.9	6.4	10.7	6.3	2.9	3.7	4.3	4.5	4.7	3.3
Chile	4.4	1.5	3.0	4.6	4.4	2.7	2.3	2.6	3.0	3.0	3.0	3.0
Colombia	3.7	2.4	1.9	3.7	6.8	5.8	4.1	3.2	3.8	1.6	2.8	3.0
Mexico	3.8	3.6	4.0	4.1	2.1	3.4	6.8	4.8	2.8	3.2	3.7	3.4
Peru	4.7	2.6	2.9	3.2	4.4	3.2	1.4	2.2	1.9	2.0	2.5	2.3
Monetary Policy Rate (eop, %)												
Brazil	11.00	7.25	10.00	11.75	14.25	13.75	7.00	6.50	4.50	2.00	5.50	5.50
Chile	5.25	5.00	4.50	3.00	3.50	3.50	2.50	2.75	1.75	0.50	0.50	1.50
Colombia	4.75	4.25	3.25	4.50	5.75	7.50	4.75	4.25	4.25	1.75	1.75	3.50
Mexico	4.50	4.50	3.50	3.00	3.25	5.75	7.25	8.25	7.25	4.25	3.75	3.75
Peru	4.25	4.25	4.00	3.50	3.75	4.25	3.25	2.75	2.25	0.25	0.25	1.00
Unemployment Rate (avg, %)												
Brazil	-	7.4	7.1	6.8	8.5	11.5	12.7	12.3	11.9	13.5	14.5	14.3
Chile	7.1	6.4	5.9	6.4	6.2	6.5	7.0	7.4	7.2	10.8	8.7	7.5
Colombia	10.8	10.4	9.6	9.1	8.9	9.2	9.4	9.7	10.5	16.1	14.0	11.0
Mexico	5.2	4.9	4.9	4.8	4.4	3.9	3.4	3.3	3.5	4.4	4.2	4.0
Peru	7.7	7.0	5.9	6.0	6.4	6.7	6.9	6.6	6.6	13.6	9.0	7.0

Itaú´s projections updated on March 12, 2021.

Macroeconomic outlook

GDP Growth – % (YoY)

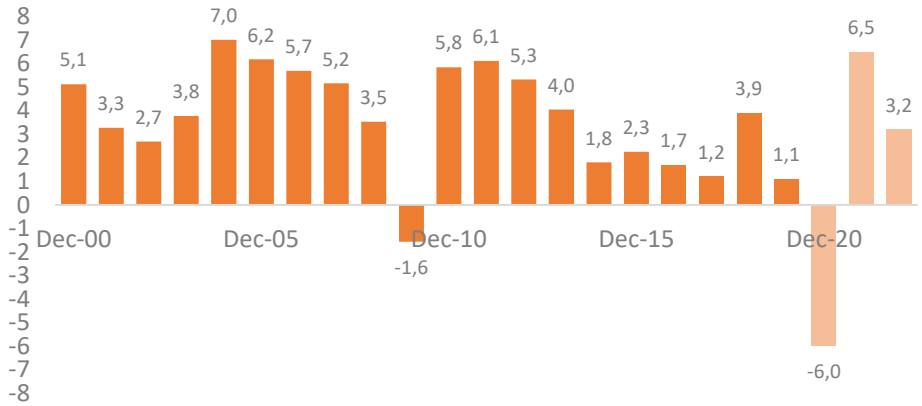

Per Capita GDP – US$ Thousand

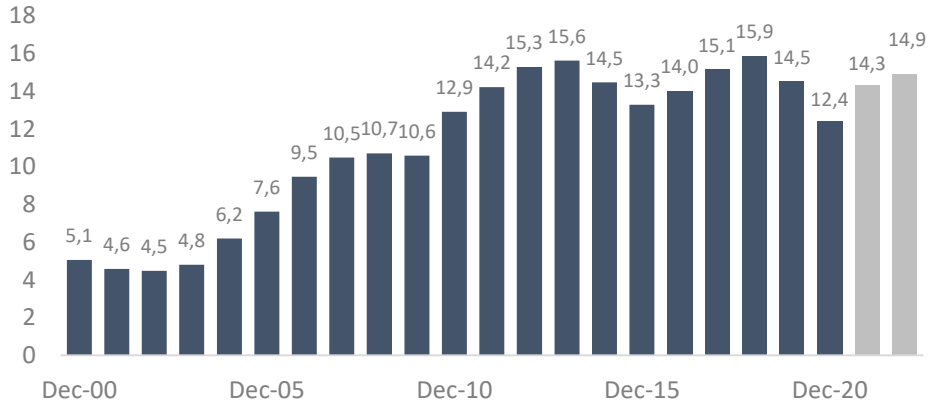

Unemployment rate – %

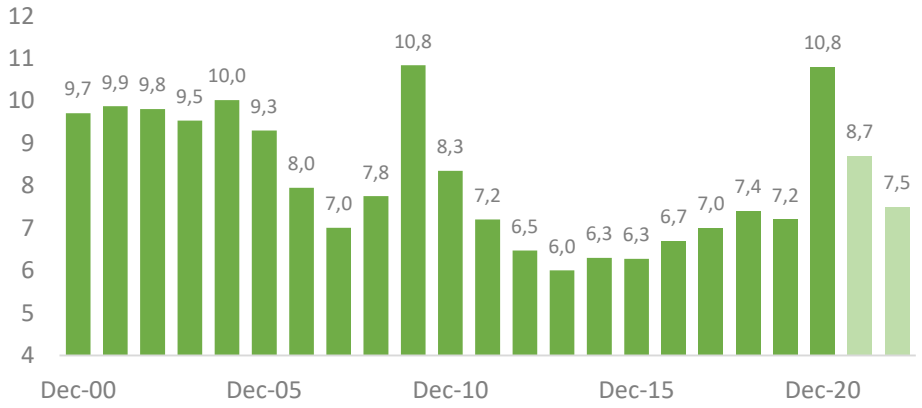

Inflation and Policy Rate – %

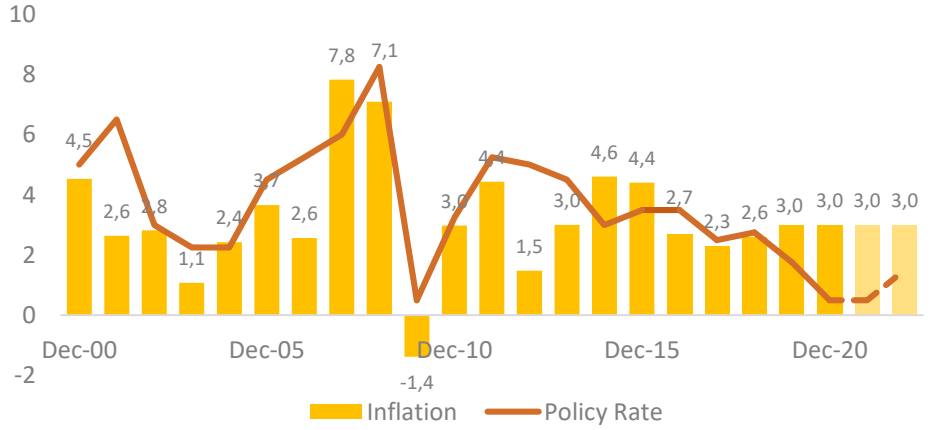

Itaú´s projections updated on March 12, 2021.

Macroeconomic outlook

International Reserves – % of GDP

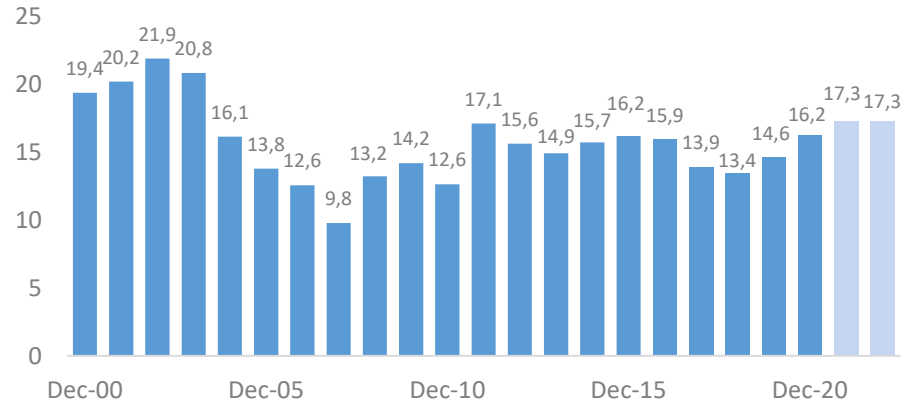

Current Account Balance – % of GDP

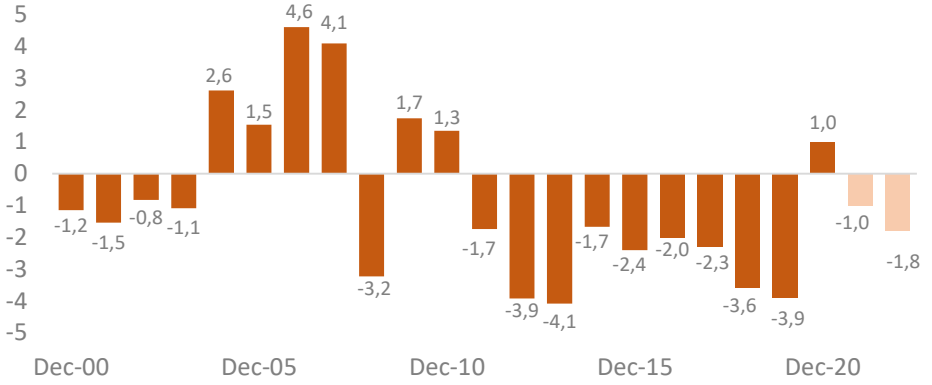

Central Government Fiscal Balance – % of GDP

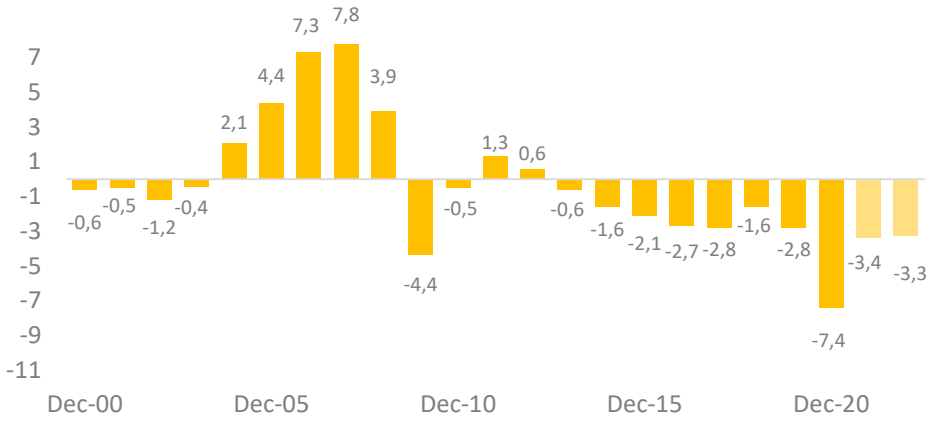

External Debt – % of GDP

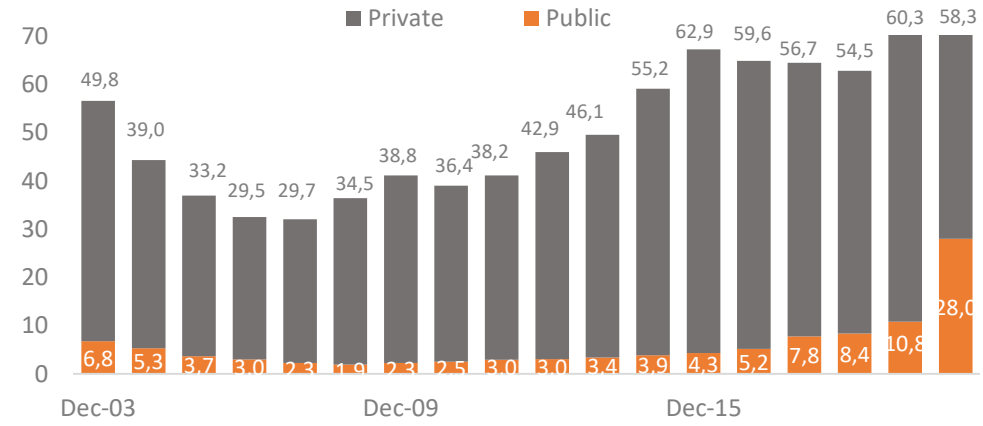

Itaú´s projections updated on March 12, 2021.

Macroeconomic outlook

GDP Growth – % (YoY)

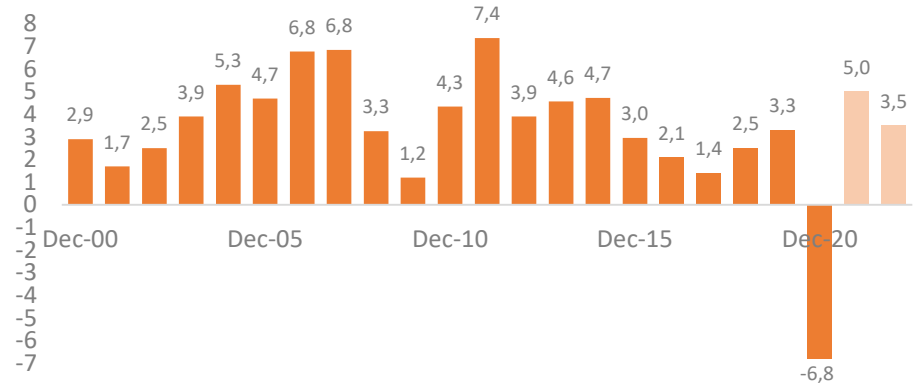

Per Capita GDP – US$ Thousand

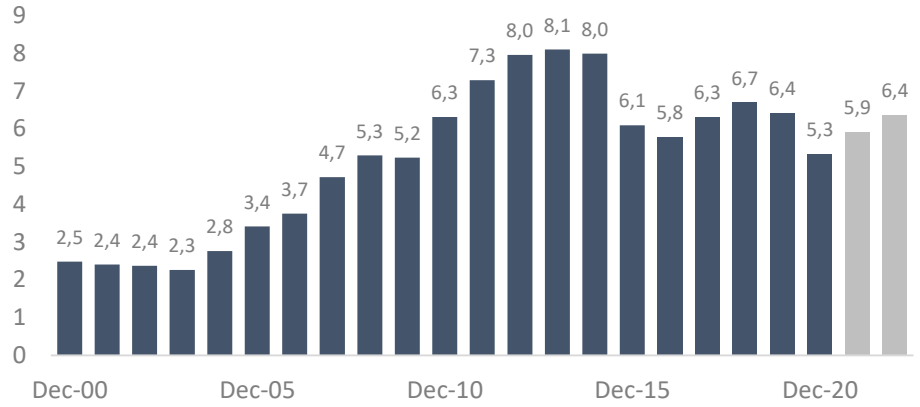

Unemployment rate – %

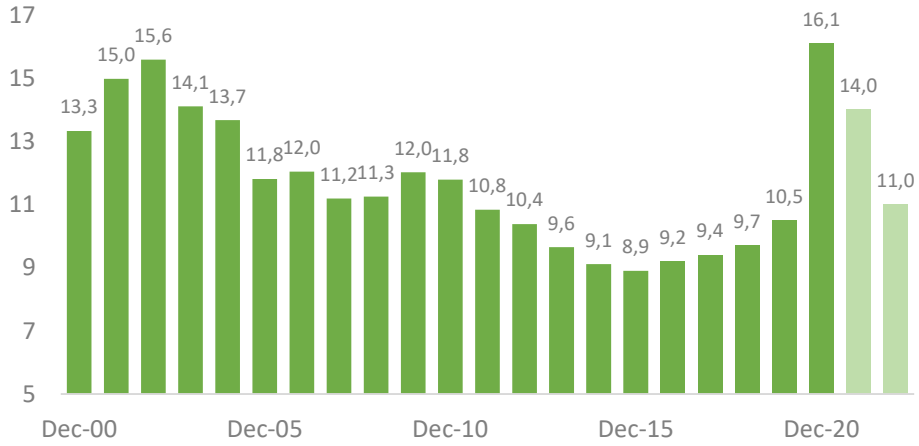

Inflation and Policy Rate – %

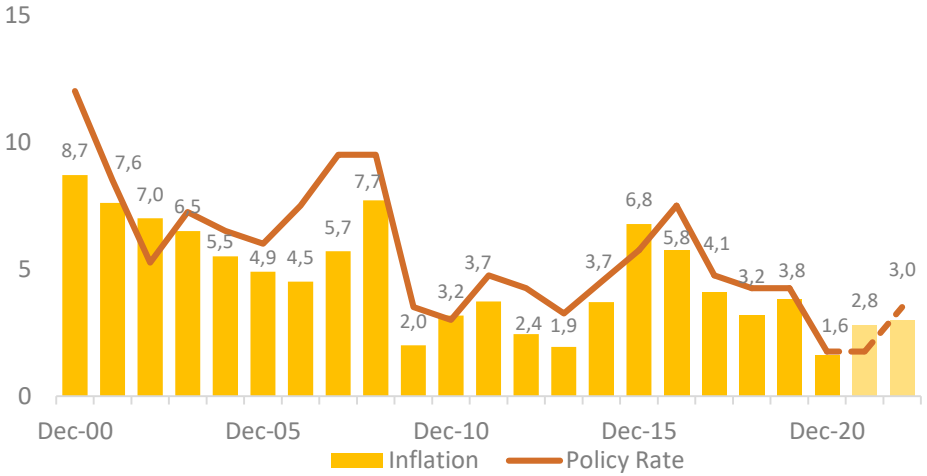

Itaú´s projections updated on March 12, 2021.

Macroeconomic outlook

International Reserves – % of GDP

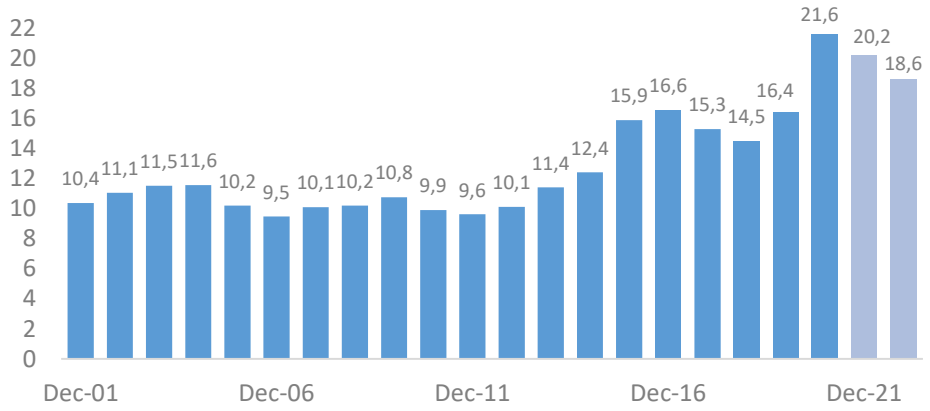

Current Account Balance – % of GDP

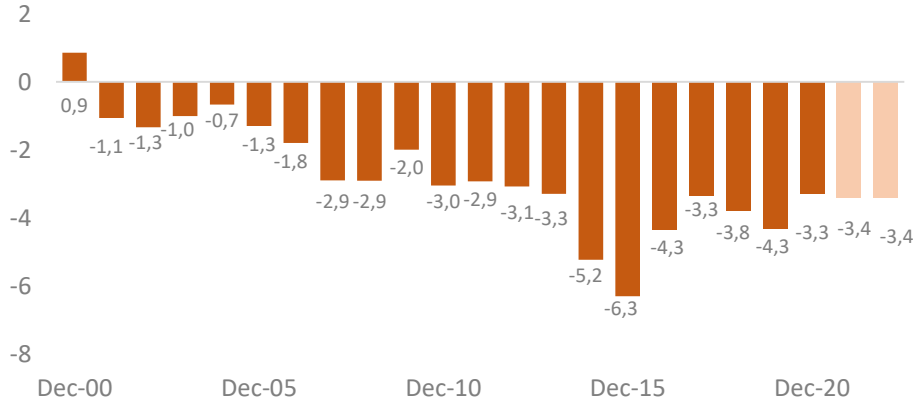

Central Government Fiscal Balance – % of GDP

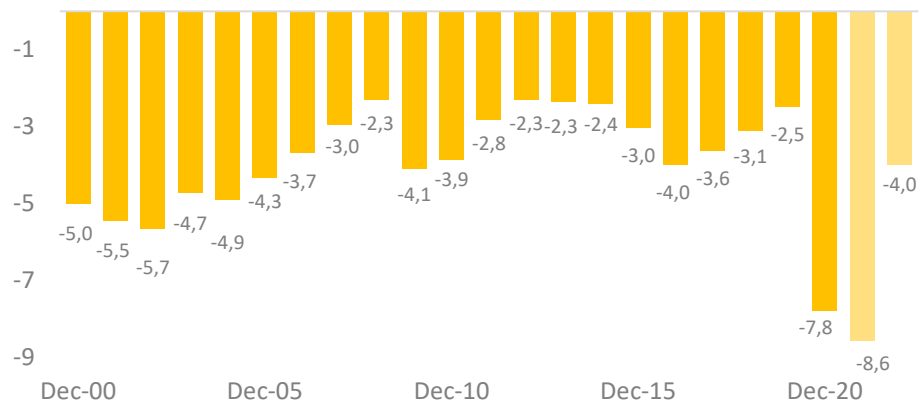

External Debt – % of GDP

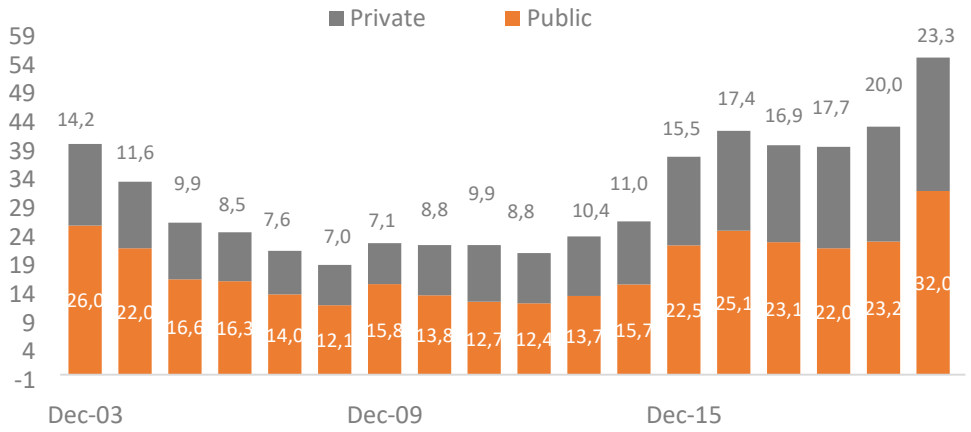

Itaú´s projections updated on March 12, 2021.

4Q20

Institutional Presentation

Itaú Corpbanca

ITCB
LISTED
NYSE

SANTIAGO EXCHANGE

Member of
Dow Jones
Sustainability Indices
Powered by the S&P Global CSA