

Kinross Gold Corporation
Annual & Special Meeting
May 2, 2007

KINROSS

Annual Special Meeting of Shareholders
May 2, 2007

**DELIVERING
DISCIPLINED
GROWTH**

KINROSS

Kinross Gold Corporation
Annual & Special Meeting
May 2, 2007

Cautionary Statements

All statements, other than statements of historical fact, contained or incorporated by reference in this presentation, including any information as to the future financial or operating performance of Kinross, constitute "forward-looking statements" within the meaning of certain securities laws, including the "safe harbour" provisions of the Securities Act (Ontario) and the United States Private Securities Litigation Reform Act of 1995 and are based on expectations, estimates and projections as of the date of this presentation. Forward-looking statements include, without limitation, statements with respect to the future price of gold and silver, the estimation of mineral reserves and resources, the realization of mineral reserve and resource estimates, the timing and amount of estimated future production, costs of production, expected capital expenditures, costs and timing of the development of new deposits, success of exploration activities, permitting time lines, currency fluctuations, requirements for additional capital, government regulation of mining operations, environmental risks, unanticipated reclamation expenses, title disputes or claims and limitations on insurance coverage. The words "plans," "expects," or "does not expect," "is expected," "budget," "scheduled," "estimates," "forecasts," "intends," "anticipates," or "does not anticipate," or "believes," or variations of such words and phrases or statements that certain actions, events or results "may," "could," "would," "might," or "will be taken," "occur" or "be achieved" and similar expressions identify forward-looking statements. Forward-looking statements are necessarily based upon a number of estimates and assumptions that, while considered reasonable by Kinross as of the date of such statements, are inherently subject to significant business, economic and competitive uncertainties and contingencies. The estimates and assumptions of Kinross contained in this Annual Information Form, which may prove to be incorrect, include, but are not limited to, the various assumptions set forth herein and in our management's discussion and analysis as well as: (1) there being no significant disruptions affecting operations, whether due to labour disruptions, supply disruptions, damage to equipment or otherwise; (2) permitting development and expansion at Paracatu proceeding on a basis consistent with our current expectations; (3) permitting and development at the Kettle River - Buckhorn project proceeding on a basis consistent with Kinross' current expectations; (4) that a long-term lease replacing the short term lease for the Kupol gold and silver project lands, and construction permits required from time to time, will be obtained from the Russian authorities on a basis consistent with our current expectations; (5) that the exchange rate between the Canadian dollar, Brazilian real, Chilean peso, Russian ruble and the U.S. dollar will be approximately consistent with current levels; (6) certain price assumptions for gold and silver; (7) prices for natural gas, fuel oil, electricity and other key supplies remaining consistent with current levels; (8) production forecasts meet expectations; (9) the accuracy of our current mineral reserve and mineral resource estimates. Known and unknown factors could cause actual results to differ materially from those projected in the forward-looking statements. Such factors include, but are not limited to: fluctuations in the currency markets; fluctuations in the spot and forward price of gold or certain other commodities (such as diesel fuel and electricity); changes in interest rates or gold lease rates that could impact the mark-to-market value of outstanding derivative instruments and ongoing payments/receipts under any interest rate swaps and variable rate debt obligations; risks arising from holding derivative instruments (such as credit risk, market liquidity risk and mark-to-market risk); changes in national and local government legislation, taxation, controls, regulations and political or economic developments in Canada, the United States, Chile, Brazil, Russia or other countries in which we do or may carry on business in the future; business opportunities that may be presented to, or pursued by, us; our ability to successfully integrate acquisitions, including the Bema acquisition; operating or technical difficulties in connection with mining or development activities; employee relations; the speculative nature of gold exploration and development, including the risks of obtaining necessary licenses and permits; diminishing quantities or grades of reserves; adverse changes in our credit rating; and contests over title to properties, particularly title to undeveloped properties. In addition, there are risks and hazards associated with the business of gold exploration, development and mining, including environmental hazards, industrial accidents, unusual or unexpected formations, pressures, cave-ins, flooding and gold bullion losses (and the risk of inadequate insurance, or inability to obtain insurance, to cover these risks). Many of these uncertainties and contingencies can affect Kinross' actual results and could cause actual results to differ materially from those expressed or implied in any forward-looking statements made by, or on behalf of, Kinross. There can be no assurance that forward-looking statements will prove to be accurate, as actual results and future events could differ materially from those anticipated in such statements. All of the forward-looking statements made in this Annual Information Form are qualified by these cautionary statements and those made in the "Risk Factors" section hereof. These factors are not intended to represent a complete list of the factors that could affect Kinross. Kinross disclaims any intention or obligation to update or revise any forward-looking statements whether as a result of new information, future events or otherwise, or to explain any material difference between subsequent actual events and such forward-looking statements, except to the extent required by applicable law.

The technical information about the Company's material mineral properties contained in this media release has been prepared under the supervision of Mr. Rob Henderson an officer of the Company who is a "qualified person" within the meaning of National Instrument 43-101.

All dollar amounts used throughout this presentation are expressed in US dollars, unless otherwise noted.

KINROSS

3

Kinross Gold Corporation



Tye W. Burt
President and
Chief Executive Officer

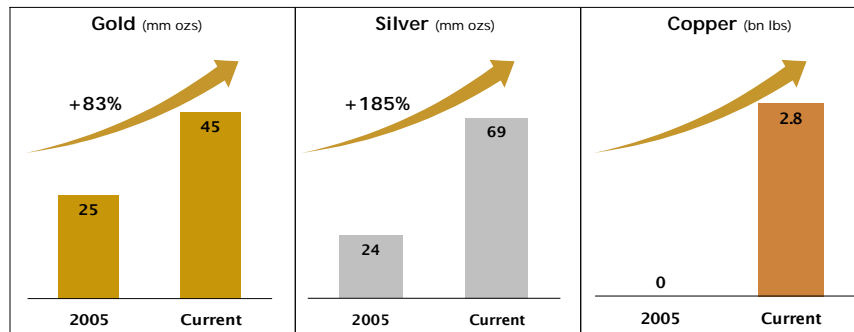
KINROSS

4

Kinross – Key Facts

- Fifth largest gold mining company by reserves
- 9 operating mines, 5 countries
 - Chile, Brazil, United States, Russia, Canada
- 3 major projects in development
- 2007e production: 1.65 million ounces
- Production growth of 60% over next two years
- Declining cost per ounce profile
- Market cap of ~US \$8 billion
- Listed on the TSX and NYSE

Proven and Probable Reserves⁽¹⁾



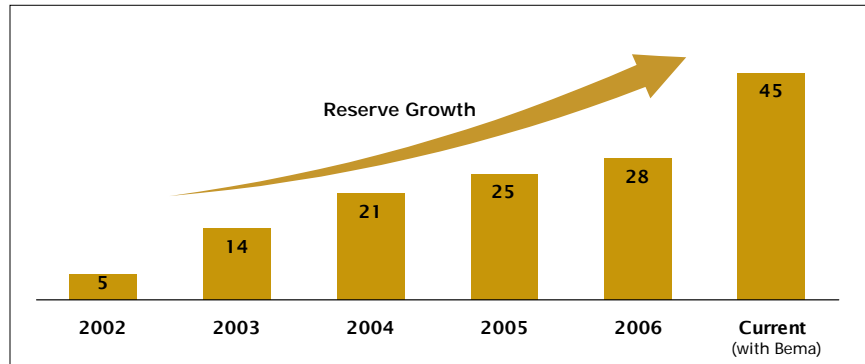
	Gold (mm oz.)	Silver (mm oz.)	Copper (bn lb.)
2P Reserves	45	69	2.8
M&I Resources	12	13	1.0

Kinross Reserve Growth History

Proven and Probable Reserves ⁽¹⁾

From 2002 to now:

- Reserves have grown by 40 million ozs
- Reserves per Kinross share have grown by 75%



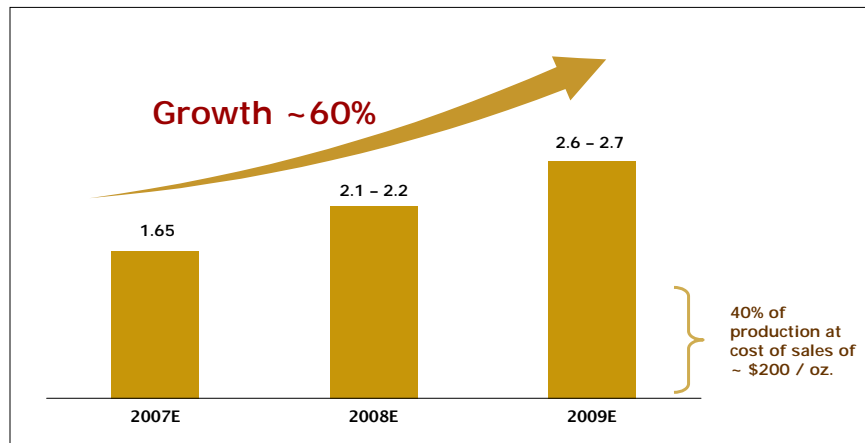
KINROSS

(1) Refer to final slide footnote #1.

8

Superior Production Growth Profile

Mineral Production⁽²⁾ (mm oz Au eq.)



KINROSS

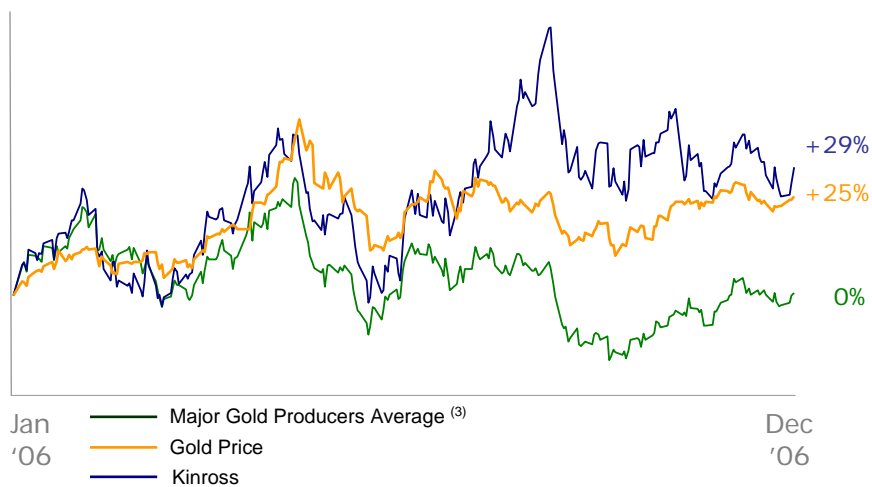
(2) Refer to final slide footnote #2.

9

Kinross in 2006 – A Landmark Year

- Strengthened Management Team
- Sold non-core assets
- Acquired Crown Resources
 - Added Buckhorn project and began construction
- Grew gold reserves by 13% (pre-Bema Gold)
- Began construction of the Paracatu expansion
- Announced US\$500 million debt financing
- Launched the acquisition of Bema Gold
- Reported record financial results

Kinross Outperforms



Jan '06 — Major Gold Producers Average ⁽³⁾
— Gold Price
— Kinross

Dec '06

Kinross Gold Corporation
Annual & Special Meeting
May 2, 2007

Top Performing Senior Gold Equity

Kinross was the top performing senior Gold Equity in 2006.



KINROSS

12

Kinross Gold Corporation



Thomas M. Boehlert
Executive Vice President
and Chief Financial Officer

KINROSS

13

2006 – Record Financial Results

Realized
Gold Price
+34%
\$598/oz

COS Margin⁽⁴⁾
+64%
\$279/oz

Cost of Sales
+16%
\$319/oz

Gold Equivalent Sales	1.51 mm ozs
Revenue	\$906 mm
Earnings Per Share	\$166 mm \$0.47
Cash Flow From Operations Per Share	\$292 mm \$0.83

2007 Delivering Disciplined Growth

- Strong financial position to build development projects and grow the business
 - Capital expenditures: \$450 million (ex – Kupol⁽⁵⁾)
 - Exploration and business development: \$55 million
- Cash of \$154 million (at December 31, 2006)
- Debt reduced significantly to \$90 million
- Unused credit capacity of ~ \$300 million

Kinross Gold Corporation
Annual & Special Meeting
May 2, 2007

2007 Kinross Guidance


	2007E
<small>(all dollar amounts in US dollars)</small>	
Production (Au eq.)	1.65 mm
Cost of Sales (per ounce)	\$330 - \$340
CAPEX (excluding Kupol)	\$450 mm ⁽⁵⁾
Exploration	\$55 mm
Production Beyond 2007:	
2008	2.1 - 2.2 mm oz Au eq.
2009	2.6 - 2.7 mm oz Au eq.

KINROSS

(5) Refer to final slide footnote #5.

16

Kinross Gold Corporation



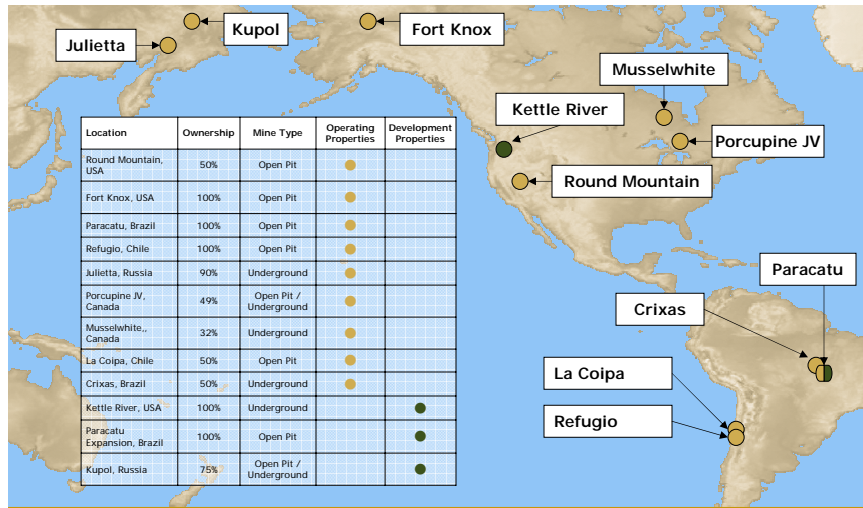
Tim Baker

Executive Vice President
and Chief Operating Officer

KINROSS

17

Focused Portfolio



KINROSS

18

Progress: Buckhorn

- Acquisition completed September 2006
- All necessary on-site mine construction permits received
- Construction began on upper portal area and general mine infrastructure in late 2006
- Federal permits for haul road construction anticipated mid-2007
- Production expected in late 2007 (permit appeals pending⁽⁶⁾)



KINROSS

⁽⁶⁾ Refer to final slide footnote #6.

19

Progress: Paracatu

- \$470 million expansion to increase throughput to 60 mtpa
- Approximately 25% complete
- All major equipment ordered
- Construction support facilities in place
- On-time and on-budget for completion in 2008



Progress: Kupol (75%)

- Feasibility completed in 2005, currently under construction
 - Projected to produce 413,000 ozs of gold ⁽⁷⁾ annually (Kinross' share)
 - Costs expected to be \$130/oz Au eq.
- Reserves: 3.3 million ozs gold, 41 million ozs silver (Kinross' share)
- Project finance: \$425 million
- Open pit and underground mining, processing 3,000 tpd
- Construction approximately 60% complete



Kinross Gold Corporation
Annual & Special Meeting
May 2, 2007

Declining Cash Costs

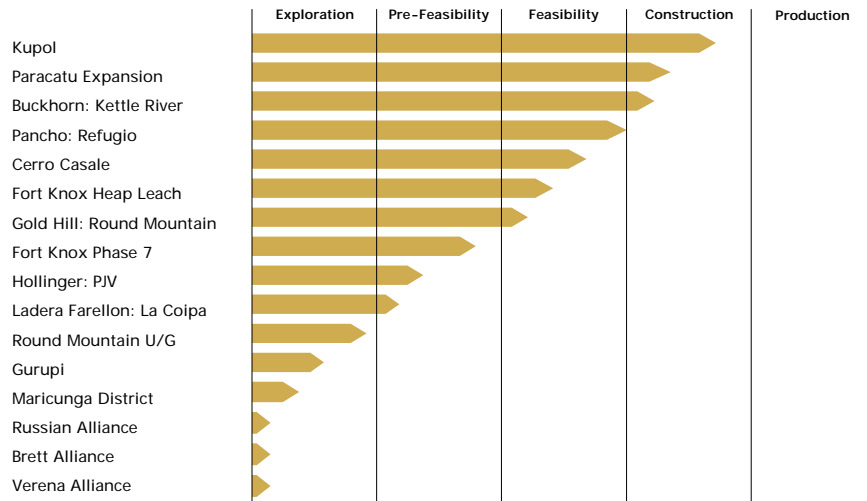
Mine	2009E Cost (US\$/oz Au eq.)	2009E Production (ounces)
Kupol	Approx. \$130	Approx. 413,000 ⁽⁷⁾
Paracatu with Expansion	Approx. \$230	Approx. 557,000 ⁽⁸⁾
Kettle River	Approx. \$200	Approx. 160,000 ⁽⁹⁾
Total Weighted Average	Approx. \$200	Approx. 1,130,000



(7) Refer to final slide footnote #7.
(8) Refer to final slide footnote #8.
(9) Refer to final slide footnote #9.

22

Expanded Project Pipeline



23

Kinross Gold Corporation
Annual & Special Meeting
May 2, 2007

Kinross Delivers – 4-Point Plan

	Growth From the Core	Best People	Building Blocks for the Future	New Growth Opportunities
Paracatu Expansion	✓	✓	✓	✓
Buckhorn Construction	✓	✓	✓	✓
Bema Acquisition	✓	✓	✓	✓
Round Mountain Optimization	✓	✓	✓	
Fort Knox Optimization	✓		✓	✓
Excellence in EH&S	✓	✓	✓	
Management and Board		✓	✓	
Exploration Progress	✓	✓	✓	✓
Continuous Improvement	✓	✓		
Strong Liquidity			✓	✓

KINROSS

24

Kinross Goals & Objectives – 2007

Deliver Asset Performance	Best Talent, Best Teams	Building Blocks for the Future	Drive Future Value
Industry Leading in EH&S	Attract & Retain the Best	Enhance Financial & Management Systems	Optimize Bema Assets
Achieve Production & Performance Targets	Develop Leadership Bench-strength	Leverage Regional Business Strategy	Add Advanced Exploration Project
Deliver More Value	Drive Performance Management	Implement Environmental Impact Strategy	Rationalize Portfolio
Deliver on Construction & Development Projects	Advance Continuous Learning Culture	Develop "Kinross Way"	Pursue "Apple Seed" Plan & Initiatives
Instill Spending Discipline at All Levels	Foster & Reward High-performance Team Culture	Advance Governance Practices	Foster & Reward Continuous Improvement
Integrate Bema Acquisition	Optimize Regional Team Structures	Distinguish Kinross Brand	

KINROSS

25

Kinross Gold Corporation
Annual & Special Meeting
May 2, 2007

The Kinross Advantage

Industry Challenge	Kinross Today	
High Cost Production	Low Cost Producer	By 2009, over 40% of production is expected to be approximately \$200 cost of sales per oz
Short Mine Life	Long Mine Life	Paracatu – 33 yrs Kupol – 9 yrs Refugio – 15 yrs PJV – 13 yrs
Low Growth	High Growth Profile	<ul style="list-style-type: none"> ▪ ~60% increase in production 07 to 09 ▪ 52% trailing 5-year CAGR in reserves ▪ Reserves⁽¹⁾: 45 mm oz Au 69 mm ozs Ag 2.8 bn lbs Cu

Footnotes

- (1) For further information, please refer to Kinross' Mineral Reserve and Resource Statements at December 31, 2006, as released April 11, 2007 and can be found on our website at www.kinross.com.
- (2) Kinross production based on Company guidance (see April 11, 2007 press release).
- (3) Major Gold Producers include: AngloGold, Barrick, Goldfields, Goldcorp, Harmony and Newmont. All shares prices are based on the May 1, 2007 closing prices on the New York Stock Exchange
- (4) Cost of sales margin is defined as the average realized gold price less cost of sales per ounce.
- (5) Capital costs to completion at the Kupol project in Russia are currently under review and the company expects to provide an update with its first quarter 2007 results.
- (6) For further discussion regarding pending appeals please refer to Kinross' March 31, 2007 Annual Information Form which can be found on our website at www.kinross.com.
- (7) Based on the 2005 Feasibility Study the Kupol Mine is projected to produce more than 550,000 ounces of gold annually (100%), over the initial 6.5 years of mine life.
- (8) Paracatu is expected to produce on average approx. 557,000 ounces annually over the first five years once the expansion is completed.
- (9) Kettle River is expected to produce on average approximately 160,000 ounces of gold annually for the first five years.