

Kinross Gold Corporation
GMP Gold Roundtable
May 11, 2009

Delivering Disciplined Growth



GMP Gold Roundtable – May 11, 2009

KINROSS

Cautionary statement on forward-looking information

All statements, other than statements of historical fact, contained or incorporated by reference in this presentation, including any information as to the future financial or operating performance of Kinross, constitute "forward-looking information" or "forward-looking statements" within the meaning of certain securities laws, including the provisions of the Securities Act (Ontario) and the provisions for "safe harbour" under the United States Private Securities Litigation Reform Act of 1995 and are, unless otherwise stated, based on expectations, estimates and projections as of the date of this presentation. Forward-looking statements are necessarily based upon a number of estimates and assumptions that, while considered reasonable by Kinross as of the date of such statements, are inherently subject to significant business, economic and competitive uncertainties and contingencies. Statements representing management's financial and other outlook have been prepared solely for purposes of expressing their current views regarding the Company's financial and other outlook and may not be appropriate for any other purpose.

The forward-looking information set forth in this presentation is subject to various risks and other factors which could cause actual results to materially differ from those expressed or implied in the forward-looking information. The forward-looking information also reflects various estimates and assumptions of Kinross management. These risks, factors, estimates and assumptions are described in more detail in Kinross' most recently filed Annual Information Form in the section entitled "Risk Factors", the "Risk Analysis" section of our most recently filed Management's Discussion and Analysis, the "Risk Factors Related to the Offer" section of our offer and take-over bid circular filed in respect of Aurelian Resources Inc. (the "Aurelian Bid Circular"), the "Risk Factors" section of our final short-form prospectus dated and filed on January 29, 2009 and the "Cautionary Statement on Forward-Looking Information" in our news release dated February 18, 2009, to which readers are referred and which are incorporated by reference in this presentation. In addition, all forward-looking statements made in this presentation are qualified by the full "Cautionary Statement on Forward-Looking Information" in such news release. Kinross disclaims any intention or obligation to update or revise any forward-looking statements whether as a result of new information, future events or otherwise, or to explain any material difference between subsequent actual events and such forward-looking statements, except to the extent required by applicable law.

Other information

Where we say "we", "us", "our", the "Company", or "Kinross" in this presentation, we mean Kinross Gold Corporation and/or one or more of all of its subsidiaries, as may be applicable.

The technical information about the Company's material mineral properties contained in this presentation has been prepared under the supervision of Mr. Rob Henderson, an officer of the Company who is a "qualified person" within the meaning of National Instrument 43-101.

KINROSS

KINROSS GOLD CORPORATION
MAY 2009

2

Why Kinross?

1. Growing margins, growing cash flows

- Production rising, costs declining
- Higher cash margins and CFPS⁽³⁾
- Strong balance sheet

2. Pipeline of future opportunities

- Large reserve and resource base
- Growth in oz. per share: 5 yr CAGR: 11%
- High-quality projects & new mine expansions

3. Compelling valuation

- Future pipeline not reflected in share price
- Projects will re-rate as they are advanced

Kinross today:

- Portfolio of 8 operating mines
- Policy of no gold-hedging
- Pure gold/silver producer
 - '09e: 2.4 – 2.5 mm oz Au⁽¹⁾
- Low cost of sales
 - '09e: \$390 - \$420/oz.^(1,2)
 - No base metal credits
- \$11.4 bn market cap




KINROSS GOLD CORPORATION
MAY 2009

(1) Please refer to endnote #1.
(2) Please refer to endnote #2.
(3) Please refer to endnote #3.

3

Growing margins... growing cash flow

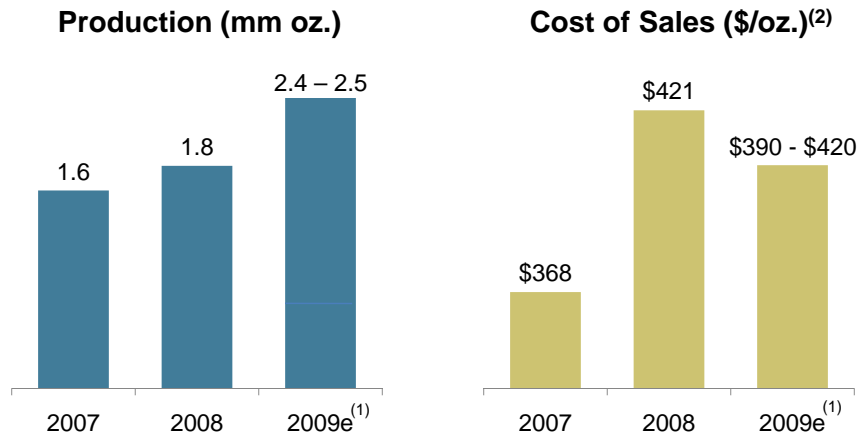
- 53% production growth since 2007
- Costs declined 11% in Q1'09 (vs. Q1'08)
- Margins up 355% since 2002
- CFPS growth – 20% 5-yr CAGR*



*Based on full year-end results 2003 - 2008

4

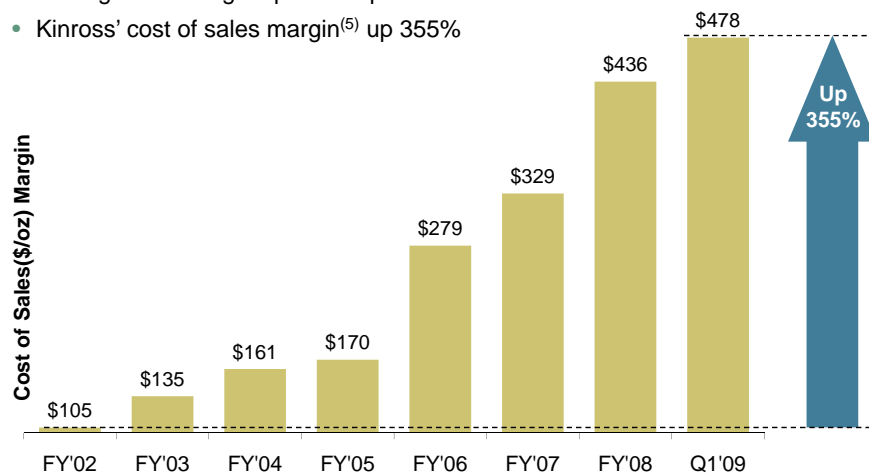
Growing production & declining costs



(1) Please refer to endnote #1.
 (2) Please refer to endnote #2.

Kinross margins expanding

- Average realized gold price is up 180%
- Kinross' cost of sales margin⁽⁵⁾ up 355%



(5) Please refer to endnote 5.

Strong financial & operating results

- Record production & revenue in 2008
- Q1'09 CFPS: \$0.32
- CFPS 5 yr CAGR: 20%*
- Growing reserves and resources



*Based on full year-end results 2003 - 2008

7

Q1 2009 Results

Realized Gold Price -3% \$897/oz	COS Margin⁽⁵⁾ +5% \$478/oz	<i>(in millions, except ounces and per share amounts)</i>				
			Q1'09	Q1'08	% change	
		Gold equivalent production (oz.)	526,888	331,784	59%	
		Cost of Sales -11% \$419/oz	Gold equivalent sales (oz.)	526,807	356,864	48%
	Revenue		\$532.7	\$330.2	61%	
	Cash Flow From Operations (before changes in working capital) ⁽³⁾ per share		\$214.9 \$0.32	\$99.1 \$0.16	117% 100%	
	Net earnings per share		\$76.5 \$0.11	\$70.9 \$0.12	8%	



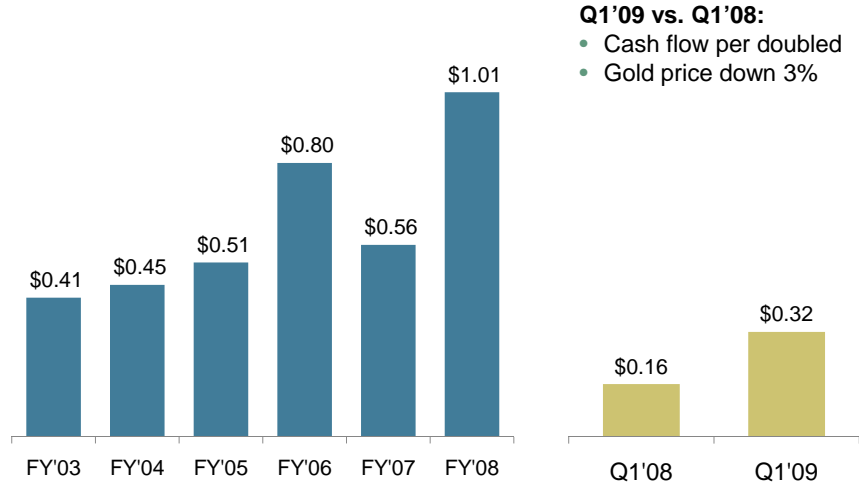
KINROSS GOLD CORPORATION
 MAY 2009

(3) Please refer to endnote 3.
 (5) Please refer to endnote 5.

8

Kinross Gold Corporation
GMP Gold Roundtable
May 11, 2009

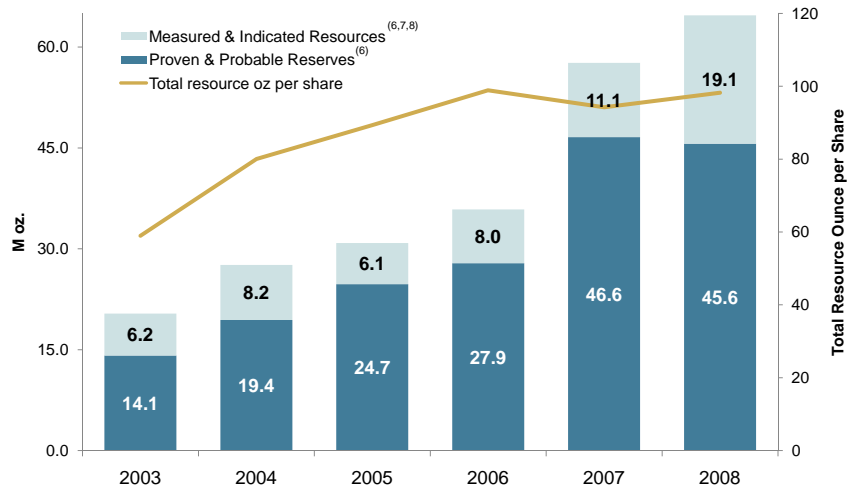
Growing cash flow per share



KINROSS GOLD CORPORATION
MAY 2009

*before changes in working capital

Gold resource growth : 11% 5-yr CAGR



KINROSS GOLD CORPORATION
MAY 2009

(6) Please refer to endnote #6.
(7) Please refer to endnote #7.
(8) Please refer to endnote #8.

Pipeline of projects for the future

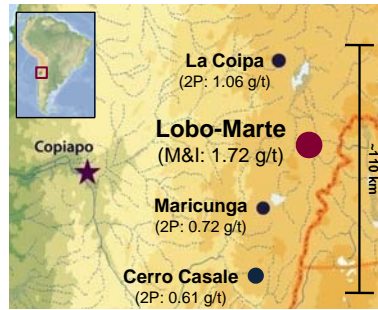
- Expansions being completed in '09
- Further organic growth at our mines
- Advancing next suite of projects
- Exploration & JV strategies

Project pipeline					
	2009	2010	2011	2012	2013
A. Near completion					
Paracatu Expansion	Production				
Fort Knox Expansion	Production				
B. Expansions					
Maricunga	Engineering	Construction	Production		
Paracatu Phase 3	Engineering	Construction	Production		
C. New Projects					
Lobo-Marté	Metallurgical Testing	Engineering	Construction	Production	
Fruta del Norte	Infill Drilling	Engineering	Construction	Production	
Cerro Casale	Engineering		Construction		Production

*based on current company estimates

Lobo-Marte

- Project parameters under consideration
 - Phase 1: Truck 2.4 g/t ore to La Coipa mill
 - Phase 2: 40 – 50k tpd heap leach operation
 - SART plant to increase recoveries
- Recent milestones:
 - Scoping study initiated (58,000 m drilling)
 - Project team and drill in place
- Next steps:
 - \$3 mm infill drilling program
 - Metallurgical test work
 - Complete pre-feasibility study by year-end



Resources⁽²⁾

	Tonnes (000)	Grade (g/t)	Ounces (000)
Indicated	97,680	1.72	5.4
Inferred	9,250	1.56	0.5

(2) Please refer to endnote #2.



KINROSS GOLD CORPORATION
 MAY 2009

Fruta del Norte

- Project parameters under consideration:
 - Underground
 - 3,000 tpd milling capacity
- Recent milestones:
 - Ecuador Mining Law approved (January '09)
 - Environmental Management Plan completed and submitted (Q1'09)
- Next steps:
 - 12,000 metre drilling program in mid-2009
 - Pre-feasibility, upgrade resource category



Inferred Resource^(3,4)

Tonnes (000)	Mineral	Grade (g/t)	Ounces (000)
58,900	Gold	7.23	13,690
	Silver	11.8	22,367


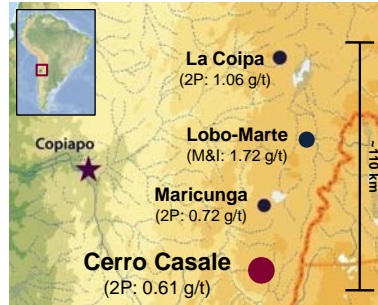
(3) Please refer to endnote #3.
 (4) Please refer to endnote #4.



KINROSS GOLD CORPORATION
 MAY 2009

Cerro Casale

- Project parameters under consideration:
 - Open-pit mine with 18 yr. mine life
 - 220 Mt/a ore processing plant and a 37 Mt/a heap leach
 - Avg. annual production (first full 10 yrs.)*
 - 430k oz. of gold; 118 mm lbs of copper
- Recent milestones:
 - Pre-feasibility updated to mid-2008 costs
 - Estimated capital \$3.6 bn (100%)
- Next steps:
 - Full-feasibility using current costing in Q3'09



Proven and Probable Reserves (Kinross' 50% share)⁽³⁾

Tonnes (000)	Mineral	Grade	In-Situ
533,670	Gold	0.61 g/t	10.5 mm oz.
	Silver	1.7 g/t	29 mm oz.
	Copper	0.22%	2.6 lbs



Current mines: growth projects

Maricunga, Chile - Expansion



- Scoping study completed late 2008
- Expanded throughput could double production
- Pre-feasibility expected at end of 2009

La Coipa, Chile



- Land package doubled in 2008 to 98,000 ha
- Comprehensive district exploration under way

Paracatu, Brazil - Expansion



- Potential to add third ball mill
- Optimization opportunities once ramp-up complete



Kinross Gold Corporation
GMP Gold Roundtable
May 11, 2009

Why Kinross?

1. Growing margins, growing cash flows
2. Pipeline of future opportunities
3. Compelling valuation



KINROSS GOLD CORPORATION
MAY 2009

(2) Please refer to endnote #2.

17

Endnotes

- (1) For more information regarding Kinross' production outlook for 2009, please refer to the press release dated January 7, 2009 available on our website at www.kinross.com.
- (2) Cost of sales per ounce is defined as cost of sales as per the financial statements divided by the number of gold equivalent ounces sold, both reduced for Kupol sales attributable to a third-party 25% shareholder.
- (3) Unless otherwise stated, all cash flow and cash flow per share figures in this presentation are before changes in working capital. Cash flow before changes in working capital is a non-GAAP measure and is defined as cash flow provided from operating activities before changes in operating assets and liabilities.
- (4) Unless otherwise stated, production and cost of sales figures in this presentation are based on Kinross' share of Kupol production (75%).
- (5) Cost of sales margin is defined as the average realized gold price less attributable cost of sales per ounce.
- (6) Please refer to Kinross' Mineral Reserve and Resource Statement at December 31, 2008, contained in our press release dated February 18, 2009, which is available on our website at www.kinross.com. For historical reserve and resource information, refer to Kinross' public filings, available on our website.
- (7) The resource estimates for Lobo-Marte are historical resource estimates as reported by Teck Cominco Ltd. as at December 31, 2007 (see page 75 of Teck Cominco's 2007 Annual Report). Kinross' mineral resource estimate in the 2008 year-end statement, as released February 18, 2009, does not include estimates for Lobo-Marte.
- (8) See note 12 to the Inferred Mineral Resource section of the press release dated February 18, 2009, available on our website at www.kinross.com.



KINROSS GOLD CORPORATION
MAY 2009

18

Kinross Gold Corporation
GMP Gold Roundtable
May 11, 2009

Paracatu, Brazil (100%)

- Expansion to triple throughput to 60 mtpa
- Expected to reach full capacity Q2'09
- Mine life out to 2041

Operating Results

Operating Results	Production (Au eq. oz.)	Cost of Sales (\$/oz.)
Q1'09	72,745	\$428
2008	188,156	\$450

Reserves and Resources⁽⁶⁾

	Tonnes (x 1,000)	Grade (g/t)	Ounces (x 1,000)
2P Reserves	1,429,229	0.40	18,162
M&I Resources	353,863	0.38	4,267



(6) Please refer to endnote #6.



KINROSS GOLD CORPORATION
MAY 2009

Crixas, Brazil (50%)


- JV with AngloGold Ashanti
- Underground mine located in the Brazil

Operating Results

Operating Results	Production (Au eq. oz.)	Cost of Sales (\$/oz.)
Q1'09	11,595	\$428
2008	87,669	\$302

Reserves and Resources⁽⁶⁾

	Tonnes (x 1,000)	Grade (g/t)	Ounces (x 1,000)
2P Reserves	2,817	4.00	362
M&I Resources	275	2.90	26



(6) Please refer to endnote #6.



KINROSS GOLD CORPORATION
MAY 2009

Kinross Gold Corporation
GMP Gold Roundtable
May 11, 2009

Maricunga, Chile (100%)

- In the highly prospective Maricunga District
- Open pit, heap leach operation
- Pre-stripping of Pancho pit begins (March)

Operating Results

Operating Results	Production (Au eq. oz.)	Cost of Sales (\$/oz.)
Q1'09	56,765	\$541
2008	223,341	\$566

Reserves and Resources⁽⁶⁾

	Tonnes (x 1,000)	Grade (g/t)	Ounces (x 1,000)
2P Reserves	281,327	0.72	6,541
M&I Resources	116,032	0.61	2,290



(6) Please refer to endnote #6.



KINROSS GOLD CORPORATION
MAY 2009

21

La Coipa, Chile (100%)


- Gold/silver mine in the Maricunga district
- Mill facility located 60km from Lobo-Marté deposits

Operating Results*

Operating Results	Production (Au eq. oz.)	Cost of Sales (\$/oz.)
Q1'09	66,240	\$391
2008	226,293	\$489


Reserves and Resources⁽⁶⁾

	Tonnes (x 1,000)	Grade (g/t)	Ounces (x 1,000)
2P Reserves: Au	17,742	1.06	604
Ag		59.9	34,144
M&I Resources: Au	22,422	1.14	825
Ag		29.0	20,297



(6) Please refer to endnote #6.

*Production for La Coipa reflect Kinross' 50% share for January 1, 2007 through December 21, 2007, and 100% From December 22, 2007 through December 31, 2007



KINROSS GOLD CORPORATION
MAY 2009

22

Kinross Gold Corporation
GMP Gold Roundtable
May 11, 2009

Kupol, Russia (75%)

- 3,000 tpd mill with open-pit and underground operation
- 2009 to be first full year of production

Operating Results

Operating Results	Production (Au eq. oz.)	Cost of Sales (\$/oz.)
Q1'09	192,842	\$224
2008	469,907	\$220

Reserves and Resources⁽⁶⁾

		Tonnes (x 1,000)	Grade (g/t)	Ounces (x 1,000)
2P Reserves:	Au	6,894	14.02	3,107
	Ag		176.4	39,103
M&I Resources:	Au	17	15.48	9
	Ag		269.2	149



(6) Please refer to endnote #6.



KINROSS GOLD CORPORATION
MAY 2009

23

Fort Knox, USA(100%)


- Located in Alaska
- Expansion and new heap leach to extend mine life and lower costs

Operating Results

Operating Results	Production (Au eq. oz.)	Cost of Sales (\$/oz.)
Q1'09	48,626	\$672
2008	329,105	\$461

Reserves and Resources⁽⁶⁾

	Tonnes (x 1,000)	Grade (g/t)	Ounces (x 1,000)
2P Reserves	252,770	0.47	3,807
M&I Resources	97,526	0.55	1,723



(6) Please refer to endnote #6.



KINROSS GOLD CORPORATION
MAY 2009

24

Kinross Gold Corporation
GMP Gold Roundtable
May 11, 2009

Round Mountain, USA (50%)

- Kinross-operated JV with Barrick
- Located in Nevada, USA
- Open pit mine

Operating Results

Operating Results	Production (Au eq. oz.)	Cost of Sales (\$/oz.)
Q1'09	50,176	\$510
2008	246,946	\$465

Reserves and Resources⁽⁶⁾

	Tonnes (x 1,000)	Grade (g/t)	Ounces (x 1,000)
2P Reserves	83,989	0.60	1,621
M&I Resources	97,526	0.55	1,723



(6) Please refer to endnote #6.



KINROSS GOLD CORPORATION
MAY 2009

25

Kettle River, USA (100%)


- Entered production in Q4'08
- Small foot-print, underground mine

Operating Results

Operating Results	Production (Au eq. oz.)	Cost of Sales (\$/oz.)
Q1'09	27,899	\$307
2008	27,036	\$344

Reserves and Resources⁽⁶⁾

	Tonnes (x 1,000)	Grade (g/t)	Ounces (x 1,000)
2P Reserves	2,099	15.08	1,019
M&I Resources	-	-	-



(6) Please refer to endnote #6.



KINROSS GOLD CORPORATION
MAY 2009

26

Kinross Gold Corporation
GMP Gold Roundtable
May 11, 2009

