

KINROSS GOLD CORPORATION
 Dundee Sales Desk Presentation
 December 11, 2012



December 11
 2012

KINROSS GOLD CORPORATION
 Dundee Sales Desk Presentation

CAUTIONARY STATEMENT ON FORWARD-LOOKING INFORMATION

All statements, other than statements of historical fact, contained or incorporated by reference in or made in giving this presentation, including any information as to the future performance of Kinross, constitute "forward looking statements" within the meaning of applicable securities laws, including the provisions of the Securities Act (Ontario) and the provisions for "safe harbour" under the United States Private Securities Litigation Reform Act of 1995 and are based on expectations, estimates and projections as of the date of this presentation. Forward looking statements include, without limitation, possible events; opportunities; statements with respect to possible events or opportunities; estimates and the realization of such estimates; future development, mining activities, production and growth, including but not limited to cost and timing; success of exploration or development of operations; the future price of gold and silver; currency fluctuations; expected capital expenditures and requirements for additional capital; government regulation of mining operations and exploration; environmental risks; unanticipated reclamation expenses; and title disputes. The words "aim", "pursue", "plans", "expects", "subject to", "budget", "estimate", "scheduled", "timeline", "projected", "pro forma", "estimates", "envision", "view", "forecasts", "guidance", "seek", "strategy", "target", "possible", "illustrative", "model", "opportunity", "objective", "outlook", "potential", "intends", "anticipates" or "believes", or variations of such words and phrases or statements that certain actions, events or results "may", "can", "could", "would", "should", "might", "indicates", "will be taken", "become", "create", "occur", or "be achieved", and similar expressions identify forward looking statements. Forward-looking statements are necessarily based upon a number of estimates and assumptions that, while considered reasonable by Kinross as of the date of such statements, are inherently subject to significant business, economic and competitive uncertainties and contingencies. Statements representing management's financial and other outlook have been prepared solely for purposes of expressing their current views regarding the Company's financial and other outlook and may not be appropriate for any other purpose. Many of these uncertainties and contingencies can affect, and could cause, Kinross' actual results to differ materially from those expressed or implied in any forward looking statements made by, or on behalf of, Kinross. There can be no assurance that forward looking statements will prove to be accurate, as actual results and future events could differ materially from those anticipated in such statements. All of the forward looking statements made in this presentation are qualified by these cautionary statements, and those made in our filings with the securities regulators of Canada and the U.S., including but not limited to those cautionary statements made in the "Risk Factors" section of our most recently filed Annual Information Form, the "Risk Analysis" section of our FYE 2011 and Q3 2012 Management's Discussion and Analysis, and the "Cautionary Statement on Forward-Looking Information" in our news release dated November 7, 2012, to which readers are referred and which are incorporated by reference in this presentation, all of which qualify any and all forward-looking statements made in this presentation. These factors are not intended to represent a complete list of the factors that could affect Kinross. Kinross disclaims any intention or obligation to update or revise any forward-looking statements or to explain any material difference between subsequent actual events and such forward-looking statements, except to the extent required by applicable law.

Other information

Where we say "we", "us", "our", the "Company", or "Kinross" in this presentation, we mean Kinross Gold Corporation and/or one or more of all of its subsidiaries, as may be applicable. The technical information about the Company's mineral properties (other than exploration activities) contained in this presentation has been prepared under the supervision of and verified by Mr. Jim Fowler, an officer of the Company who is a "qualified person" within the meaning of National Instrument 43-101 ("NI 43-101"). The technical information about the Company's exploration activities contained in this presentation has been prepared under the supervision of and verified by Dr. Glenton Masterman, an officer of the Company who is a "qualified person" within the meaning of NI 43-101.

KINROSS GOLD CORPORATION
 Dundee Sales Desk Presentation
 December 11, 2012

FOUNDATION OF OUR BUSINESS

OPERATING MINES IN 4 CORE REGIONS

- Diversified portfolio of assets located in some of the world's best gold districts



(1) Please refer to endnote #1.
 (2) Please refer to endnote #2.

THIRD QUARTER 2012

2012 PRODUCTION & COST OUTLOOK⁽¹⁾

- Identified \$200 million in cost savings, reducing expected 2012 capital expenditures to \$2.0 billion from \$2.2 billion
- Expect to be toward the high end of both production and cost guidance ranges:

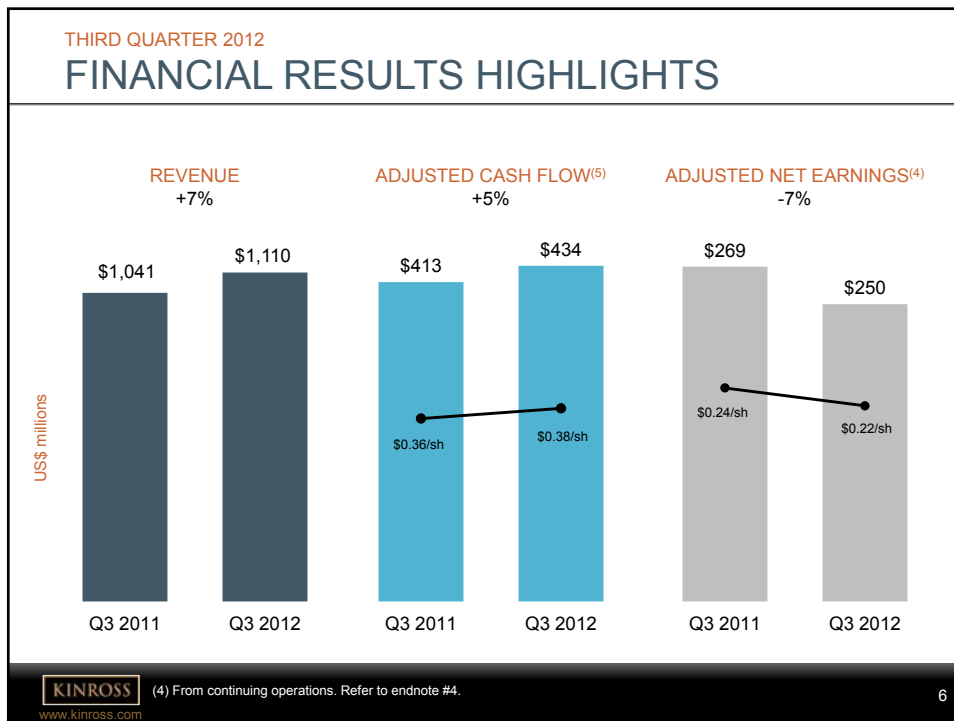
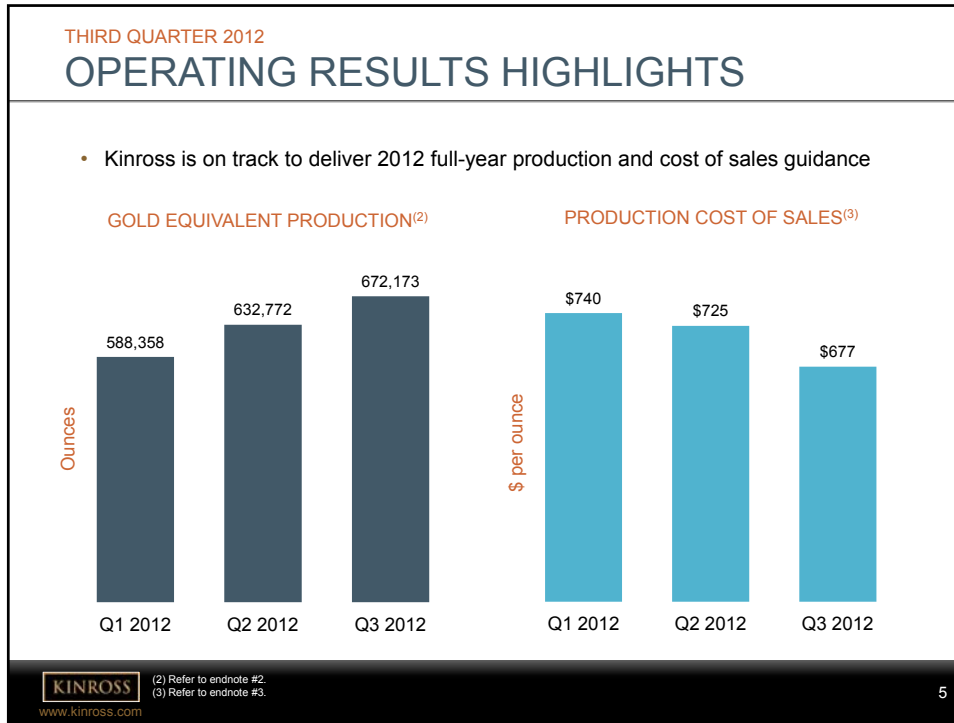
Region	Gold Production ⁽²⁾ (000 oz. Au eq.)	% of Total Production	Production Cost of Sales ⁽³⁾ (\$/oz. Au eq.)
South America	890 – 930	36%	\$830 – \$870
North America	640 – 660	25%	\$620 – \$660
West Africa ⁽²⁾ (attributable)	430 – 460	17%	\$780 – \$820
Russia	535 – 565	22%	\$470 – \$495
Total Kinross⁽²⁾:	2.5 – 2.6 million	100%	Gold equivalent: \$690 - \$725/oz By-product: \$605- \$655/oz

Key Sensitivities: Taking into account existing currency and oil hedges, 10% change in foreign exchange could result in an approximate \$5 impact on production cost of sales per ounce. A \$10 change in the price of oil could result in an approximate \$2 impact on production cost of sales per ounce. The impact on royalties of a \$100 change in the gold price could result in an approximate \$4 impact on production cost of sales per ounce.



(1) Refer to endnote #1.
 (2) Refer to endnote #2.
 (3) Refer to endnote #3.

KINROSS GOLD CORPORATION
 Dundee Sales Desk Presentation
 December 11, 2012



KINROSS GOLD CORPORATION
 Dundee Sales Desk Presentation
 December 11, 2012

THIRD QUARTER 2012

MAINTAINING A STRONG BALANCE SHEET

- Closed a new US\$1.0 billion 3-year term loan on August 17, 2012:
 - Cost-effective funding: LIBOR plus 1.70%
 - Effectively pre-funds the repayment of senior convertible notes which may be required in March 2013
- Increased existing US\$1.2 billion credit facility to US\$1.5 billion
- Improvement in the terms and conditions reflect Kinross' investment grade credit ratings with stable outlook

STRONG LIQUIDITY POSITION

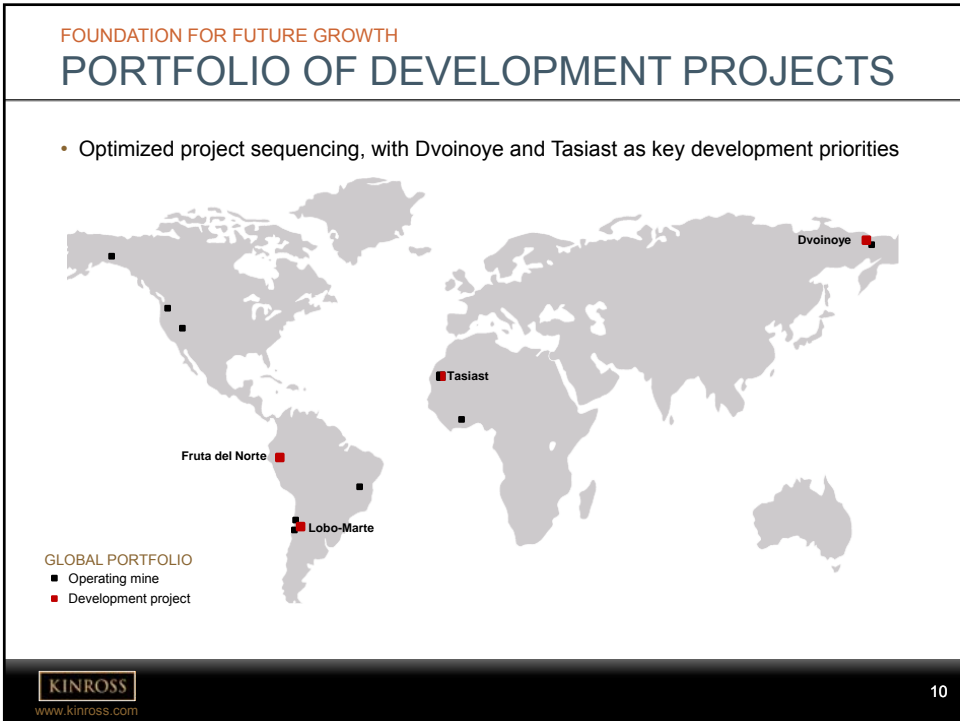
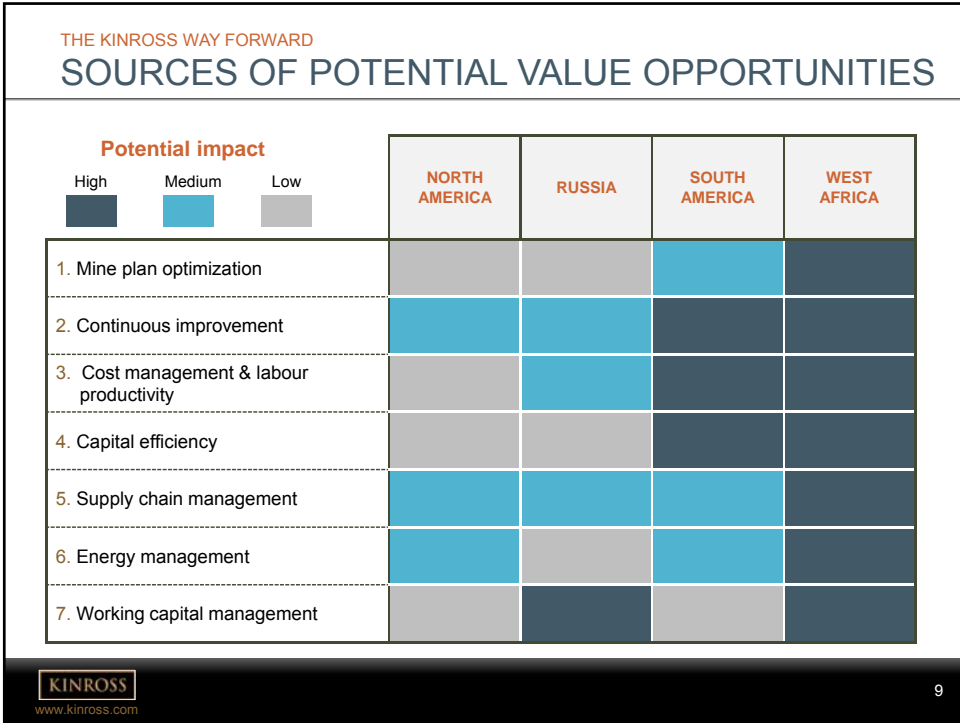
<i>(US\$ millions)</i>	As at September 30, 2012
Cash and cash equivalents	\$1,339.7
Short-term investments	\$749.6
Available credit	\$1,489.3
Total liquidity	\$3,578.6

THIRD QUARTER 2012

THE KINROSS WAY FORWARD

- 7 key areas form the basis of The Kinross Way Forward:

1. MINE PLAN OPTIMIZATION	<ul style="list-style-type: none"> • Prioritizing cash flow • Optimizing pushback widths, mine sequencing
2. CONTINUOUS IMPROVEMENT	<ul style="list-style-type: none"> • Exploiting zero / low-capex productivity improvements • Reducing unit consumption
3. COST MANAGEMENT & LABOUR PRODUCTIVITY	<ul style="list-style-type: none"> • Implementing better cost controls • Improving contractor management
4. CAPITAL EFFICIENCY	<ul style="list-style-type: none"> • Reevaluating capital requirements • Managing potential deferral risks • Identified \$200 million in capex reductions for 2012
5. SUPPLY CHAIN MANAGEMENT	<ul style="list-style-type: none"> • Expanding globally-coordinated supply chain initiatives • Planning with greater accuracy
6. ENERGY MANAGEMENT	<ul style="list-style-type: none"> • Establishing lower cost power purchase agreements • Reducing energy consumption
7. WORKING CAPITAL MANAGEMENT	<ul style="list-style-type: none"> • Enhancing inventory management • Reducing working capital requirements



RUSSIA

DVOINOYE CONTINUES ON SCHEDULE

- Underground development 52% complete
 - Continues to progress ahead of plan
- Surface infrastructure construction 45% complete
- All-season road progressing well
- All necessary permits for current scope of underground development and construction activities are in place
- Project remains on schedule for expected delivery of first ore to the Kupol mill in H2 2013



MAURITANIA

UPDATE ON TASIAST OPTIMIZATION

HEAP LEACH TESTING

- Gold recovery rates averaged approximately 60%
- Concluded that heap leaching does not provide an economically attractive alternative to CIL milling and that investment in fine crush heap leaching is not currently justified

PRE-FEASIBILITY STUDY

- PFS on a mid-size, expandable CIL mill in the 30k tpd range is on track for completion in Q1/13
- Work has been focused on CIL milling as the preferred processing option and does not contemplate heap leaching - PFS economics are not affected by heap leach test results

INFRASTRUCTURE DEVELOPMENT

- Continued work on basic infrastructure improvements, including:
 - Permanent camp
 - Tailings facility and West Branch dump leach pads
 - Truck shop and warehouse facilities
 - Main access road
 - West Branch stripping

KINROSS GOLD CORPORATION
 Dundee Sales Desk Presentation
 December 11, 2012

SOUTH AMERICA

OTHER DEVELOPMENT PROJECTS

FRUTA DEL NORTE

- Negotiations with the Ecuadorian government continue
- Government considering reforms to tax and mining laws to help mitigate effects of the Windfall Profits Tax
- Kinross does not expect to reach agreements with the government on exploitation and investment protection before 2013
- Exploring alternative processing scenarios for the project
 - Opportunities include potential for gravity float leach
 - May result in lower capital expenditures and reduced operating risk while improving overall project economics

LOBO-MARTE

- Completed review to identify possible project optimization options
- Considering smaller project alternatives with aim of reducing capital requirements and project execution risk
- Limiting capital spending to further project study and permitting

2012 EXPLORATION PROGRAM

ENCOURAGING RESULTS YEAR-TO-DATE

TASIAST DISTRICT

- Accelerated drill program in the district outside of the main orebody
- Encountered a number of new targets and positive follow-up drill results at C67 & C68

CHIRANO

- Drilling under the open pits has returned positive results and reinforces potential for mineralization to continue at depth

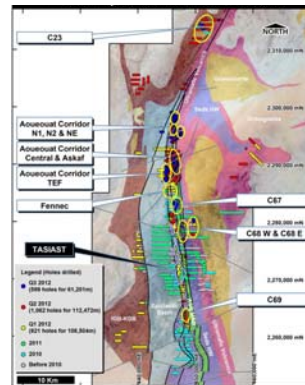
LA COIPA

- Infill, metallurgical, geotechnical and condemnation drilling at Pompeya completed
- Transitioning to Projects team as we continue to advance the opportunity

KUPOL WEST

- Recent drilling at the Moroshka target (4 km east of Kupol) has encountered encouraging precious metals mineralization

Q3 2012 TASIAST EXPLORATION



KINROSS GOLD CORPORATION
Dundee Sales Desk Presentation
December 11, 2012



KINROSS: FOUNDATION FOR THE FUTURE

- Significant reserve & resource base
- Four operating regions generating robust cash flow
- Strong balance sheet & liquidity position
- Focused plan for reducing costs, improving margins & increasing free cash flow
- Portfolio of development projects and a disciplined approach to project execution
- Focused exploration program with proven track record of adding quality ounces

15



APPENDIX

16

KINROSS GOLD CORPORATION
 Dundee Sales Desk Presentation
 December 11, 2012

UNITED STATES

FORT KNOX, ALASKA (100%)

- Production commenced in 1997
- Began construction of a new heap leach facility to extend mine life in 2008
- Heap leach production commenced in late 2009

OPERATING RESULTS

	PRODUCTION (Au eq. oz.)	PRODUCTION COST OF SALES (\$/oz.)
YTD Q3 2012	240,366	\$737
FY 2011	289,794	\$692

2011 GOLD RESERVES AND RESOURCES⁽⁵⁾

	TONNES (thousands)	GRADE (g/t)	OUNCES (thousands)
2P Reserves	314,669	0.43	4,303
M&I Resources	112,098	0.40	1,426
Inferred Resources	22,180	0.41	295



(5) Please refer to endnote #5.

www.kinross.com

UNITED STATES

ROUND MOUNTAIN (50%)

- Kinross-operated JV with Barrick
- Bulk tonnage open-pit operation
- Commercial production began in 1977

OPERATING RESULTS

	PRODUCTION (Au eq. oz.)	PRODUCTION COST OF SALES (\$/oz.)
YTD Q3 2012	151,110	\$698
FY 2011	187,444	\$697

2011 GOLD RESERVES AND RESOURCES⁽⁵⁾

	TONNES (thousands)	GRADE (g/t)	OUNCES (thousands)
2P Reserves	75,016	0.59	1,412
M&I Resources	75,678	0.55	1,338
Inferred Resources	35,242	0.41	464



(5) Please refer to endnote #5.

www.kinross.com

KINROSS GOLD CORPORATION
 Dundee Sales Desk Presentation
 December 11, 2012

UNITED STATES

KETTLE RIVER – BUCKHORN (100%)

- Entered production in Q4/08
- Small foot-print, underground mine
- Near-mine exploration targets

OPERATING RESULTS

	PRODUCTION (Au eq. oz.)	PRODUCTION COST OF SALES (\$/oz.)
YTD Q3 2012	122,545	\$487
FY 2011	175,292	\$420

2011 GOLD RESERVES AND RESOURCES⁽⁵⁾

	TONNES (thousands)	GRADE (g/t)	OUNCES (thousands)
2P Reserves	1,082	10.96	381
M&I Resources	-	-	-
Inferred Resources	255	10.39	85



(5) Please refer to endnote #5.

www.kinross.com

RUSSIA

KUPOL (100%)

- Completed transaction increasing ownership to 100% from 75% on April 27, 2011
- High-grade underground mine with 3,000 tpd mill
- Produced its 2 millionth ounce of gold in 2011

OPERATING RESULTS

	PRODUCTION (Au eq. oz.)	PRODUCTION COST OF SALES (\$/oz.)
YTD Q3 2012	431,717	\$471
FY 2011	587,048	\$378

Kinross increased its ownership in the Kupol mine to 100% on April 27, 2011. As a result, the results up to April 27, 2011 reflect 75% ownership, and results thereafter reflect 100% ownership.

2011 GOLD RESERVES AND RESOURCES⁽⁵⁾

	TONNES (thousands)	GRADE (g/t)	OUNCES (thousands)
2P Reserves	9,561	9.73	2,992
M&I Resources	-	-	-
Inferred Resources	425	15.50	212



(5) Please refer to endnote #5.

www.kinross.com

KINROSS GOLD CORPORATION
 Dundee Sales Desk Presentation
 December 11, 2012

BRAZIL

PARACATU (100%)

- Plant 2 expansions now largely complete:
 - 3rd ball mill commissioned in Q2 2011
 - Commissioning of the 4th ball mill is expected to be complete at year-end 2012

OPERATING RESULTS

	PRODUCTION (Au eq. oz.)	PRODUCTION COST OF SALES (\$/oz.)
YTD Q3 2012	334,595	\$915
FY 2011	453,396	\$720

2011 GOLD RESERVES AND RESOURCES⁽⁵⁾

	TONNES (thousands)	GRADE (g/t)	OUNCES (thousands)
2P Reserves	1,322,231	0.41	17,385
M&I Resources	307,646	0.33	3,291
Inferred Resources	158,591	0.40	2,020



(5) Please refer to endnote #5.

www.kinross.com

CHILE

LA COIPA (100%)

- Gold/silver mine in the Maricunga district
- Comprehensive exploration program
- Recent discovery at Pompeya (75% Kinross), located 3 km from mill

OPERATING RESULTS

	PRODUCTION (Au eq. oz.)	PRODUCTION COST OF SALES (\$/oz.)
YTD Q3 2012	115,438	\$1,084
FY 2011	178,287	\$762

2011 GOLD RESERVES AND RESOURCES⁽⁵⁾

	TONNES (thousands)	GRADE (g/t)	OUNCES (thousands)
2P Reserves	15,263	1.36	665
M&I Resources	16,826	1.07	579
Inferred Resources	4,508	2.07	300



(5) Please refer to endnote #5.

www.kinross.com

KINROSS GOLD CORPORATION
 Dundee Sales Desk Presentation
 December 11, 2012

CHILE

MARICUNGA (100%)

- Located in the highly prospective Maricunga District
- High-altitude heap leach operation
- Construction of new SART plant completed in Q2 2012 and is now commissioning



OPERATING RESULTS

	PRODUCTION (Au eq. oz.)	PRODUCTION COST OF SALES (\$/oz.)
YTD Q3 2012	171,801	\$727
FY 2011	236,249	\$457

2011 GOLD RESERVES AND RESOURCES⁽⁵⁾

	TONNES (thousands)	GRADE (g/t)	OUNCES (thousands)
2P Reserves	272,181	0.68	5,948
M&I Resources	202,117	0.58	3,787
Inferred Resources	377,609	0.47	5,651



(5) Please refer to endnote #5.

www.kinross.com

MAURITANIA

TASIAST (100%)

- Open-pit mine ~300 km north of the city of Nouakchott
- Remote, flat, sparsely populated desert
- First expansion phase complete: new ADR plant & dump leach facility



OPERATING RESULTS

	PRODUCTION (Au eq. oz.)	PRODUCTION COST OF SALES (\$/oz.)
YTD Q3 2012	139,283	\$833
FY 2011	200,619	\$702

2011 GOLD RESERVES AND RESOURCES⁽⁵⁾

	TONNES (thousands)	GRADE (g/t)	OUNCES (thousands)
2P Reserves	128,883	1.80	7,457
M&I Resources	403,216	0.86	11,105
Inferred Resources	78,217	0.74	1,860



(5) Please refer to endnote #5.

www.kinross.com

KINROSS GOLD CORPORATION
Dundee Sales Desk Presentation
 December 11, 2012

GHANA

CHIRANO (90%)

- 90% owned by Kinross; Government of Ghana holds a 10% carried interest
- 9 open-pits and 2 recently-discovered underground deposits
- Achieved first gold pour in 2005

OPERATING RESULTS⁽²⁾

	PRODUCTION (Au eq. oz.)	PRODUCTION COST OF SALES (\$/oz.)
YTD Q3 2012	186,448	\$731
FY 2011	235,661	\$693

2011 GOLD RESERVES AND RESOURCES⁽⁵⁾

	TONNES (thousands)	GRADE (g/t)	OUNCES (thousands)
2P Reserves	22,640	2.72	1,980
M&I Resources	3,307	2.04	216
Inferred Resources	1,508	1.75	85



(2) Please refer to endnote #2.
 (5) Please refer to endnote #5.

25

ENDNOTES

- 1) For more information regarding Kinross' production and cost outlook for 2012, please refer to the news release dated August 8, 2012, available on our website at www.kinross.com.
- 2) Unless otherwise noted, gold equivalent production, gold equivalent ounces sold and production cost of sales figures in this presentation are based on Kinross' 90% share of Chirano production, and do not include production from Crixas, due to the sale of Kinross' 50% ownership completed June 28, 2012.
- 3) Production cost of sales per gold equivalent ounce from continuing operations is a non-GAAP measure defined as attributable production cost of sales divided by the attributable number of gold equivalent ounces sold. Production cost of sales is equivalent to total production cost of sales per the financial statements less depreciation, depletion and amortization and impairment charges. For more information about this non-GAAP measure, and a reconciliation of this non-GAAP financial measure for the three months and nine months ended September 30, 2012 and September 30, 2011, please refer to the news release dated November 7, 2012, under the heading "Reconciliation of non-GAAP financial measures", available on our website at www.kinross.com.
- 4) Adjusted net earnings attributable to common shareholders and adjusted operating cash flow numbers are from continuing operations and are non-GAAP financial measures which are meant to provide additional information and should not be used as a substitute for performance measures prepared in accordance with GAAP. For more information about these non-GAAP measures, and a reconciliation of these non-GAAP financial measures for the three months and nine months ended September 30, 2012 and September 30, 2011, please refer to the news release dated November 7, 2012, under the heading "Reconciliation of non-GAAP financial measures", available on our website at www.kinross.com.
- 5) For more information regarding Kinross' mineral reserves and mineral resources, please refer to Kinross' Annual Mineral Reserve and Mineral Resource Statement as of December 31, 2011, contained in the press release dated February 15, 2012 available on our website at www.kinross.com.



26

KINROSS GOLD CORPORATION
Dundee Sales Desk Presentation
December 11, 2012

