

Dice Holdings, Inc.

Leading career websites for professional communities

Scot Melland
Chairman, President & CEO

Dice

eFINANCIALCAREERS™

ClearanceJobs.com

RICZONE

worldwideworker.com

AllHealthcareJobs.com

Targeted FAIRS
A Dice Company

Forward Looking Statement

This press release contains forward-looking statements. You should not place undue reliance on those statements because they are subject to numerous uncertainties and factors relating to our operations and business environment, all of which are difficult to predict and many of which are beyond our control. Forward-looking statements include information concerning our possible or assumed future results of operations, including descriptions of our business strategy. These statements often include words such as “may,” “will,” “should,” “believe,” “expect,” “anticipate,” “intend,” “plan,” “estimate” or similar expressions, including without limitation statements under the heading “Management’s Discussion and Analysis of Financial Condition and Results of Operations.” These statements are based on assumptions that we have made in light of our experience in the industry as well as our perceptions of historical trends, current conditions, expected future developments and other factors we believe are appropriate under the circumstances. Although we believe that these forward-looking statements are based on reasonable assumptions, you should be aware that many factors could affect our actual financial results or results of operations and could cause actual results to differ materially from those in the forward-looking statements. These factors include, but are not limited to, competition from existing and future competitors in the highly competitive developing market in which we operate, failure to adapt our business model to keep pace with rapid changes in the recruiting and career services business, failure to maintain and develop our reputation and brand recognition, failure to increase or maintain the number of customers who purchase recruitment packages, cyclical or downturns in the economy or industries we serve, the failure to attract qualified professionals to our websites or grow the number of qualified professionals who use our websites, the failure to successfully identify or integrate acquisitions, U.S. and foreign government regulation of the Internet and taxation, our ability to borrow funds under our revolving credit facility or refinance our indebtedness and restrictions on our current and future operations under our credit facility. These factors and others are discussed in more detail in the Company’s filings with the Securities and Exchange Commission, including our Annual Report on Form 10-K for the fiscal year ended December 31, 2010, under the headings “Risk Factors,” “Forward-Looking Statements” and “Management’s Discussion and Analysis of Financial Condition and Results of Operations.”

You should keep in mind that any forward-looking statement made by us herein, or elsewhere, speaks only as of the date on which we make it. New risks and uncertainties come up from time to time, and it is impossible for us to predict these events or how they may affect us. We have no obligation to update any forward-looking statements after the date hereof, except as required by federal securities laws. All statements contained in this presentation are made only as of the date of this presentation.

This presentation includes certain "Non-GAAP financial information." A reconciliation of such information to the most directly comparable GAAP data can be found in the Company’s most recent earnings release.

Dice Holdings: Leading Specialty Career Sites

Global Online
Company with
Vertical Focus

**Targeted
Recruitment**

Focused on
Large, Diverse
Market

\$4.3B

Traffic Ranking
for Key Dice
Brands

#1

Key Brands

1Q 2011
Revenue
Contribution



Technology & Clearance



U.S.

64%



Finance



U.K. Base
18 Global Markets

26%



Energy

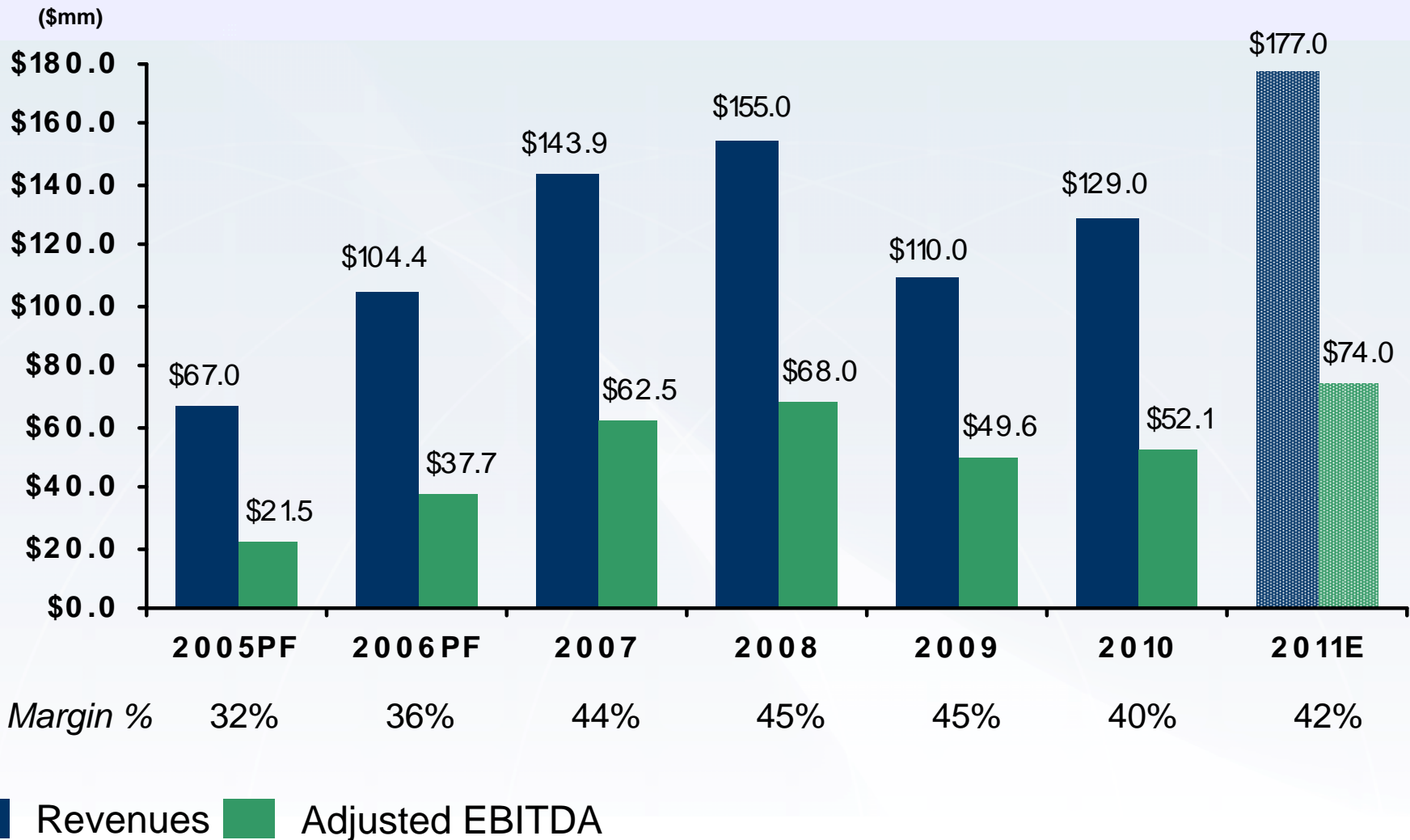


U.S. & Dubai Bases

8%



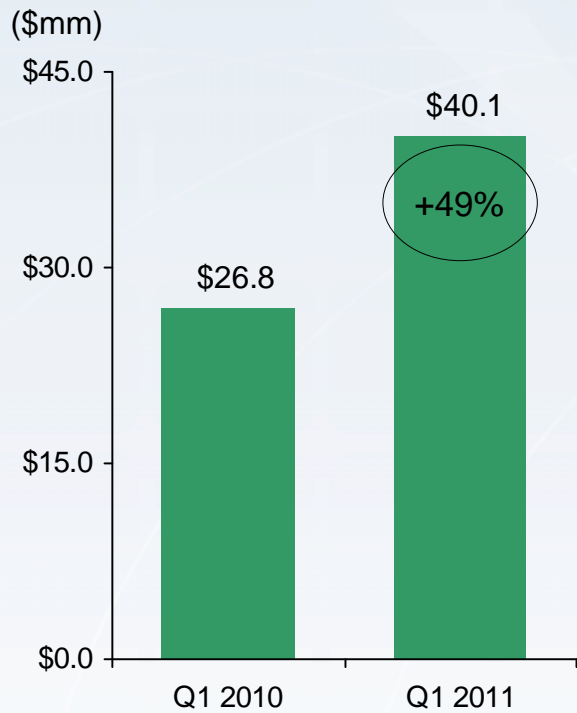
Consistently Delivering Strong Profitability



Note: Includes eFinancialCareers pre-acquisition; not adjusted for Energy acquisitions.

Q1 2011 Results: Strong Growth

Revenue



Adjusted EBITDA



Free Cash Flow



Today's Agenda

- ❖ Vertical Advantage
- ❖ Favorable Market Dynamics
- ❖ Growth Strategy
- ❖ Outlook

Vertical Focus Leads to Superior Results

Recruiters & HR

Vertical Focus

Pay-off

Post Jobs
Search Resumes
Advertise
Network

+

High Value
Audience

Efficient Reach

=

Strong ROI

Dice.com: Leading Tech Career Community

~2 million
Unique Visitors
per month

1/3rd of
Total
Tech Pros

1+ million
Searchable
Resumes

Largely
Passive

Tech
Community
Leadership

>80%
Traffic
Non-Paid

eFinancialCareers: Leading Finance Career Community

~1 million
Unique Visitors
per month

#1
Financial
Career
Community

~800,000
Searchable
Resumes

18
Markets

Highly Skilled
Community

51% have
Advanced
Degrees

Rigzone & WorldwideWorker: Dynamic Energy Community

~625K
Unique Visitors
per month

**#1 Energy
Career
Community**

~700,000
Searchable
Resumes

**70%
International**

8+ mm
Page Views
per month

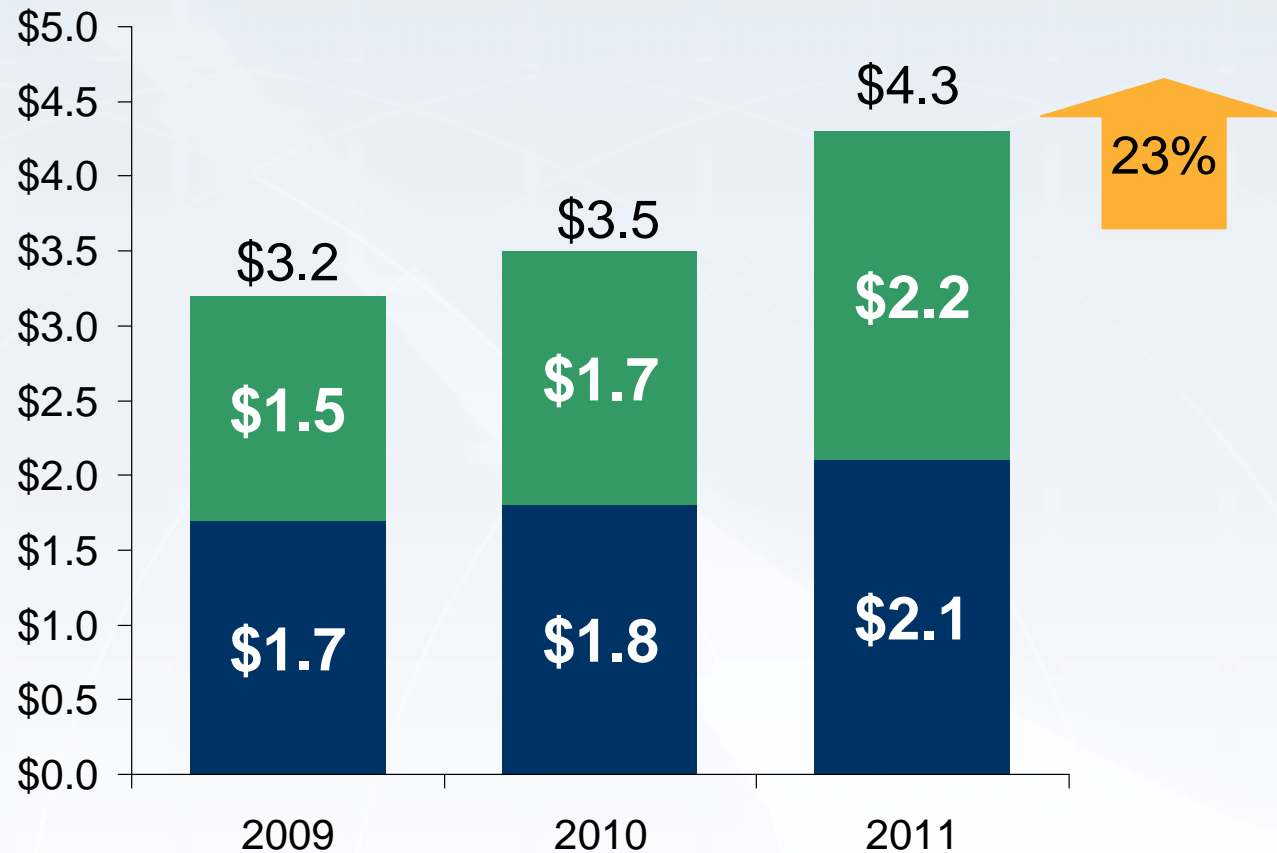
**Oil & Gas
Content
Leader**

Today's Agenda

- ❖ Vertical Advantage
- ❖ Favorable Market Dynamics
- ❖ Growth Strategy
- ❖ Outlook

Online Recruitment Advertising Returns to Growth

Estimate of Global Online Recruiting Market
(in billions)



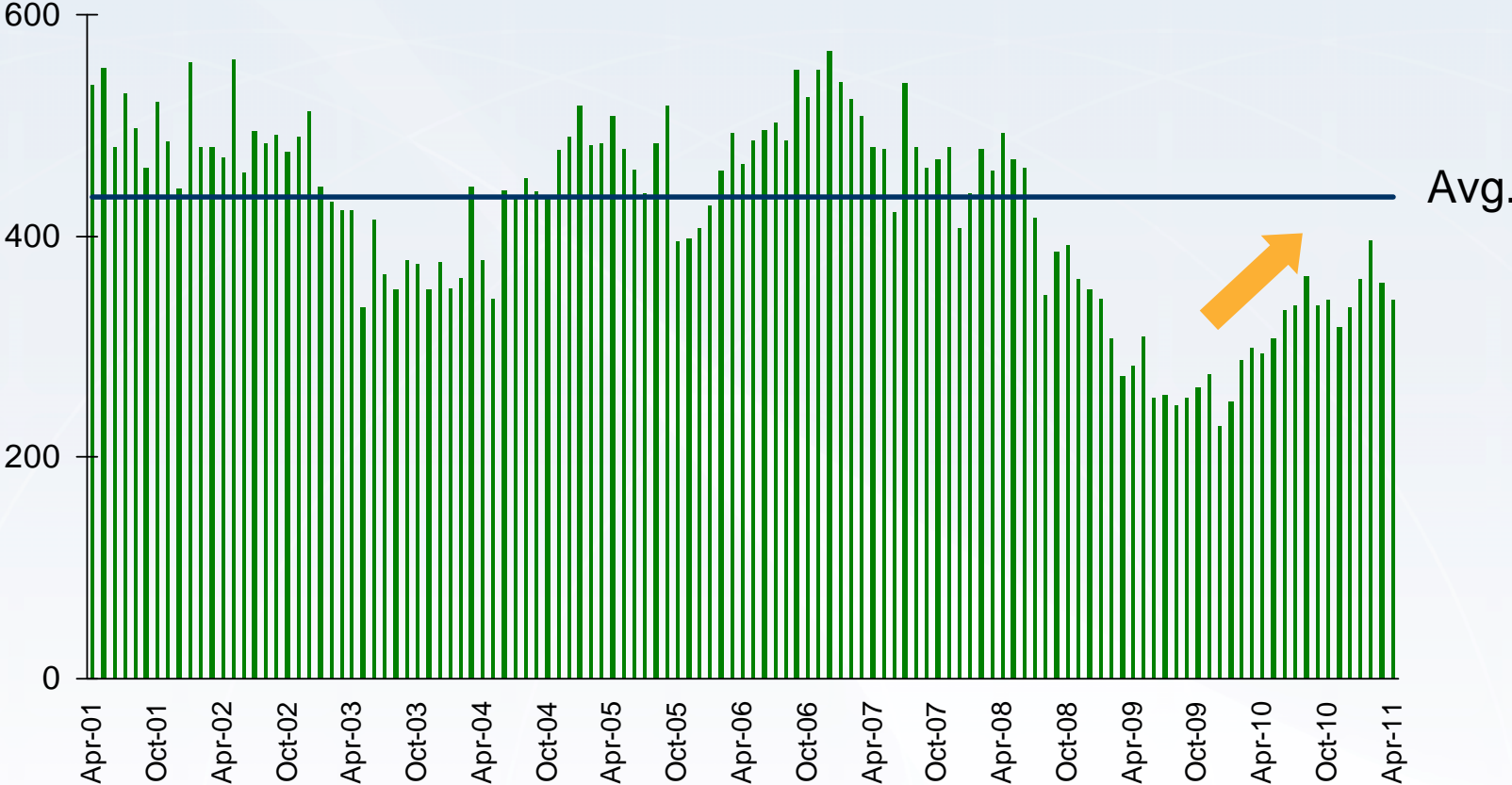
■ North America ■ International

Notes: Dice Estimates; International does not include Africa, Middle East; 2010 growth rate reflects actual not rounded

Turnover is Increasing for Professionals

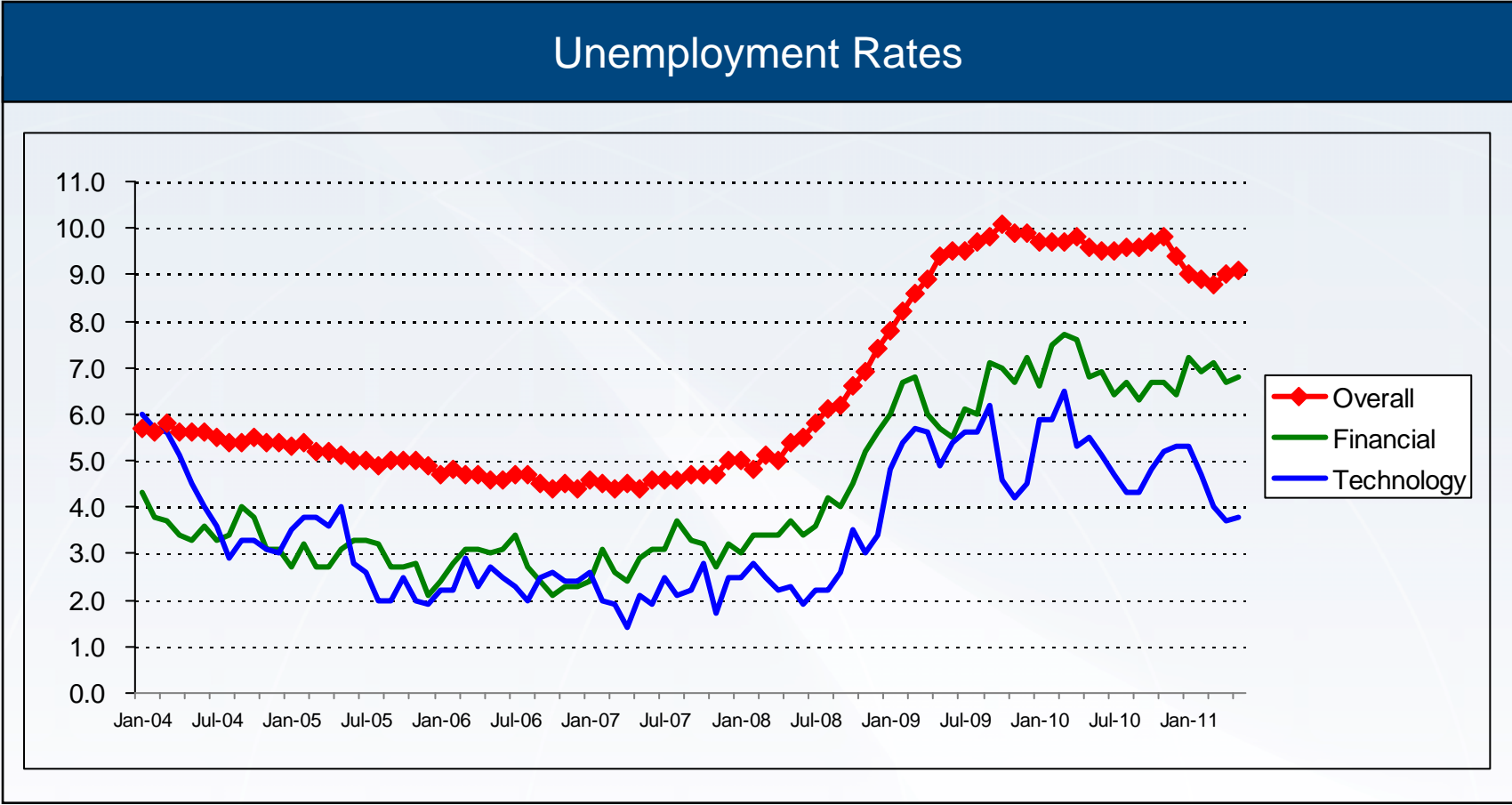
(in thousands)

Professional and Business Services Number of Quits



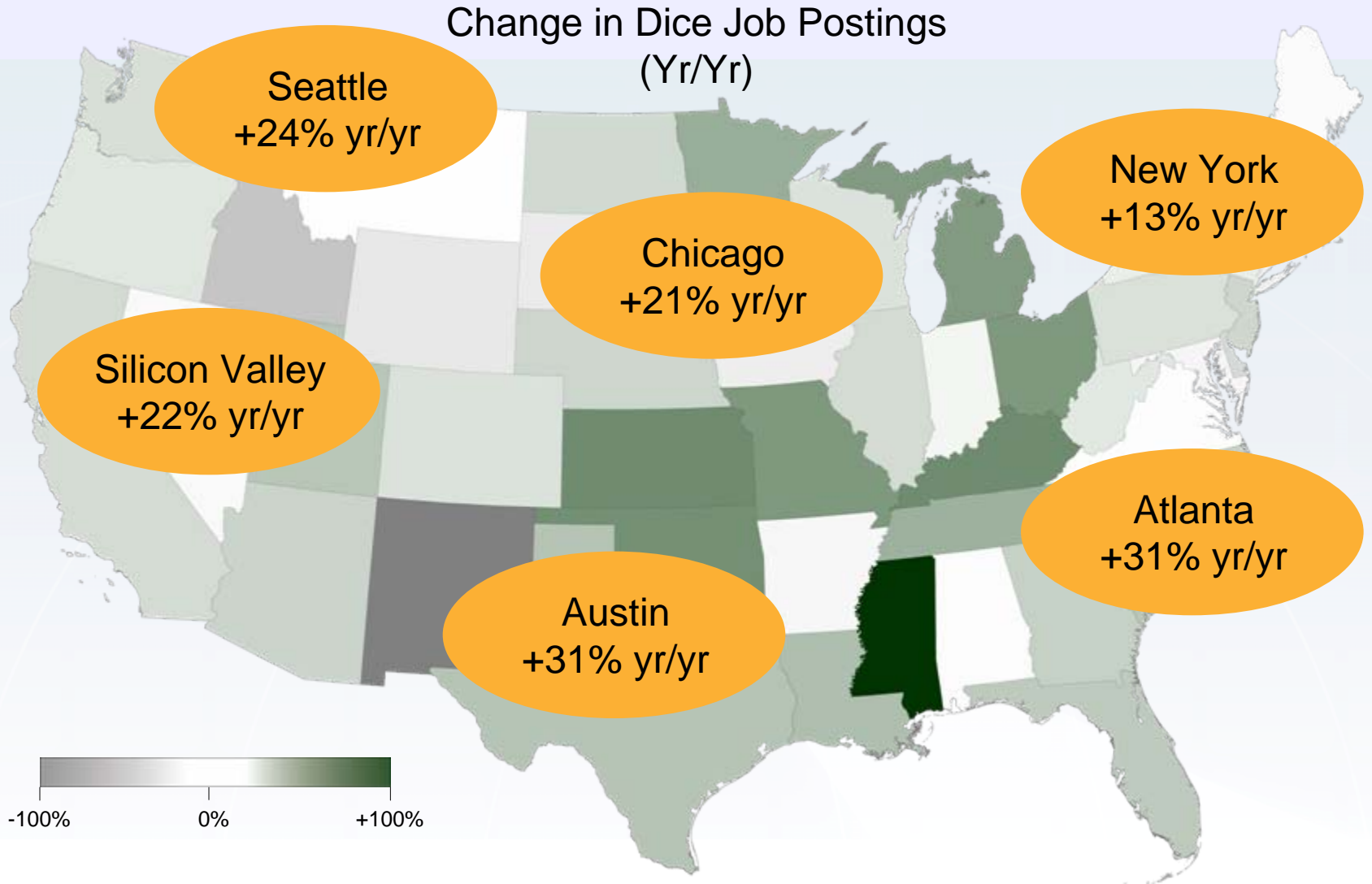
Source: Bureau of Labor Statistics JOLTS Report

Tech & Finance Consistently Outperform



Source: Bureau of Labor Statistics; overall unemployment rate is seasonally adjusted – Technology and Finance are not seasonally adjusted

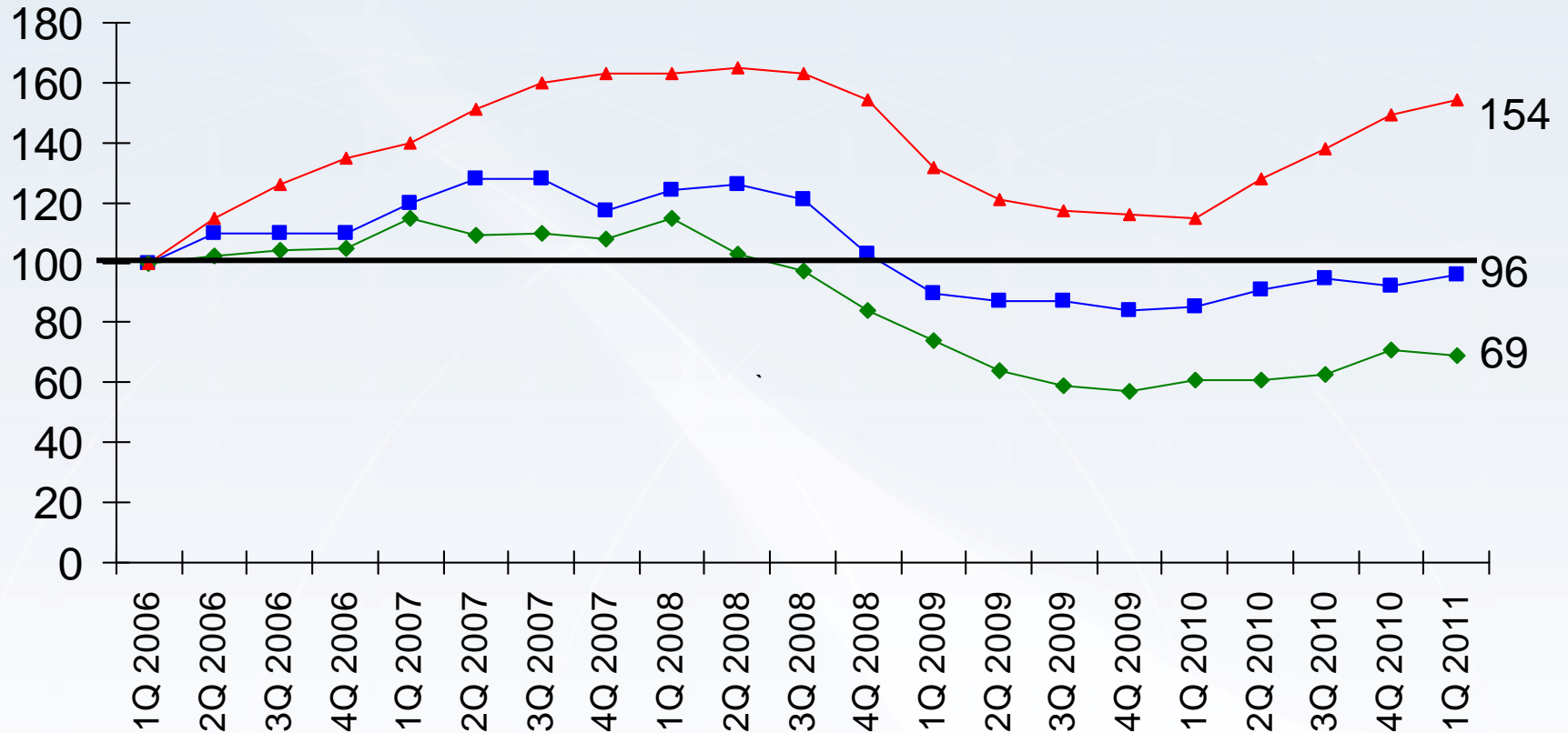
Tech Recruiting Strong Across Many Markets



Note: Based on percentage change in Dice.com job postings by state measured at June 1, 2011

Traditional Generalists Losing Share

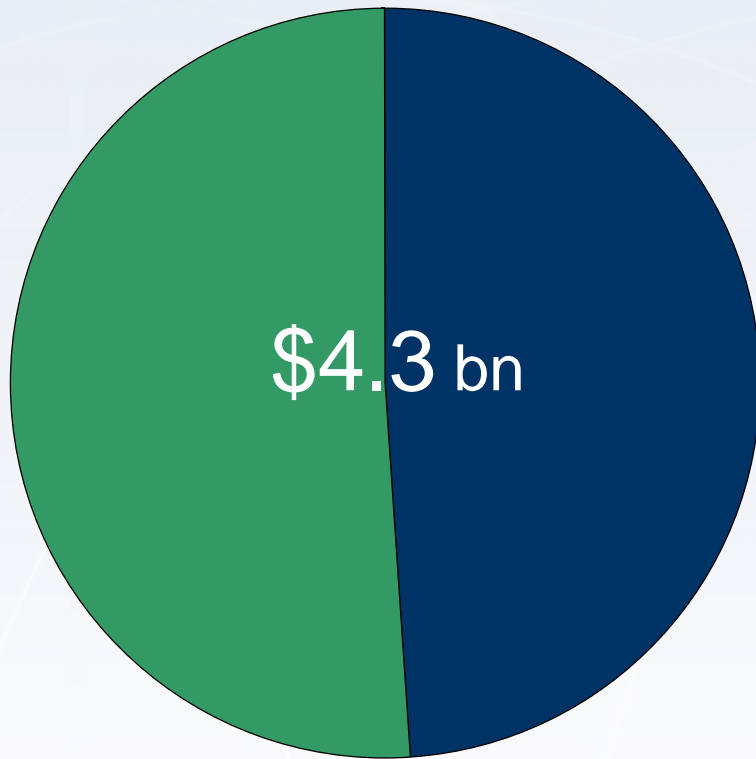
Online Recruiting Leaders
N.A. Quarterly Revenue Index



■ Tech & Clearance Revenues
 ■ Monster N.A. Revenues
 ■ CareerBuilder N.A. Network Revenues

Competitive Landscape Changing

Estimate of
Online Recruiting Market



\$4.3 bn

North America International

Likely Share Shifts

- LinkedIn/Social +
- Niche/Specialists +

2011 Growth

+23%

- Traditional Generalists -

Competing with LinkedIn: Many Customers Use Both

LinkedIn Advantages

- Large General Database
- Perception of “Passive” Candidates
- 1-1 Connectivity across Users
- Mid-Senior Level Sourcing

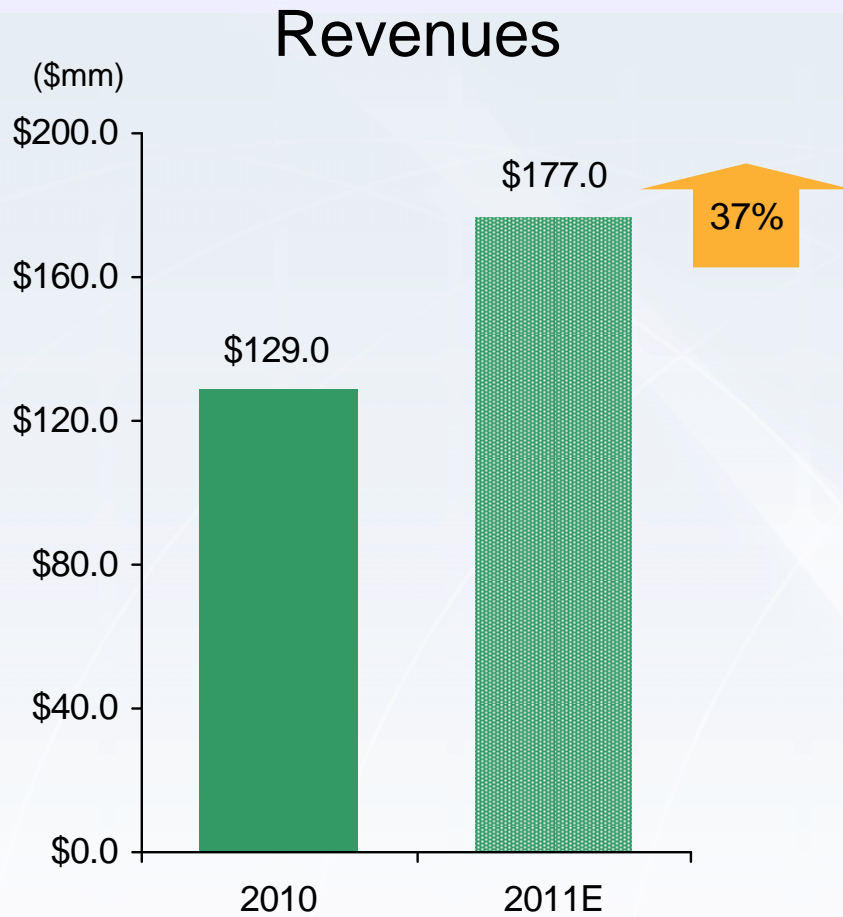
DHX Career Sites Advantages

- Vertical Focus/Targeted Audiences
- “Career-Minded” Users with Complete Profiles
- 1-1 Connectivity with Talent Networks/Forums
- Fast, Efficient Candidate Contact/Response

Today's Agenda

- ❖ Vertical Advantage
- ❖ Favorable Market Dynamics
- ❖ Growth Strategy
- ❖ Outlook

Strong Growth Potential as Momentum Builds



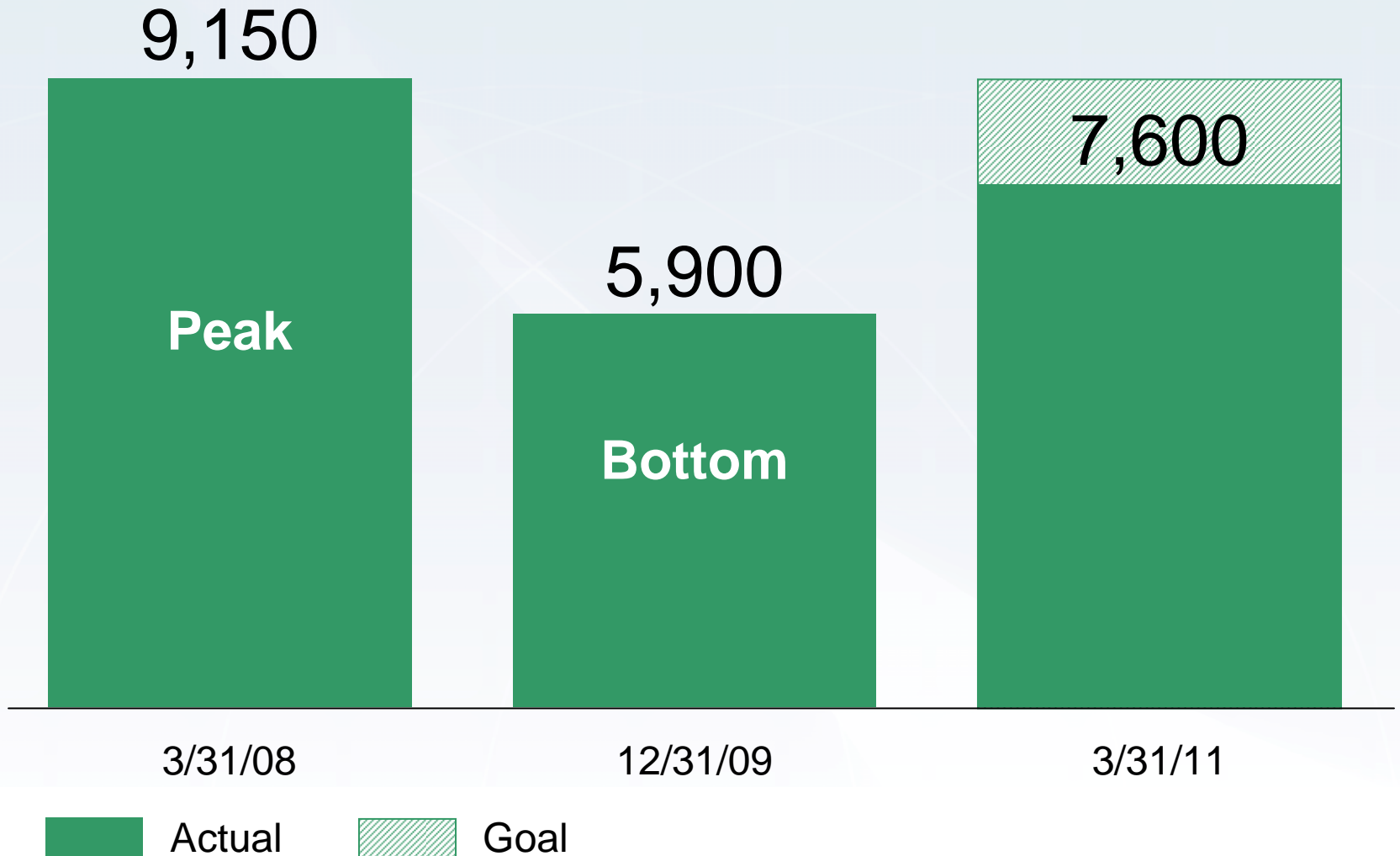
Key Drivers

- Customer Growth
- Energy Vertical
- Geographic Expansion



Benefitting from Customer Recovery...

Dice.com Recruitment Package Customers

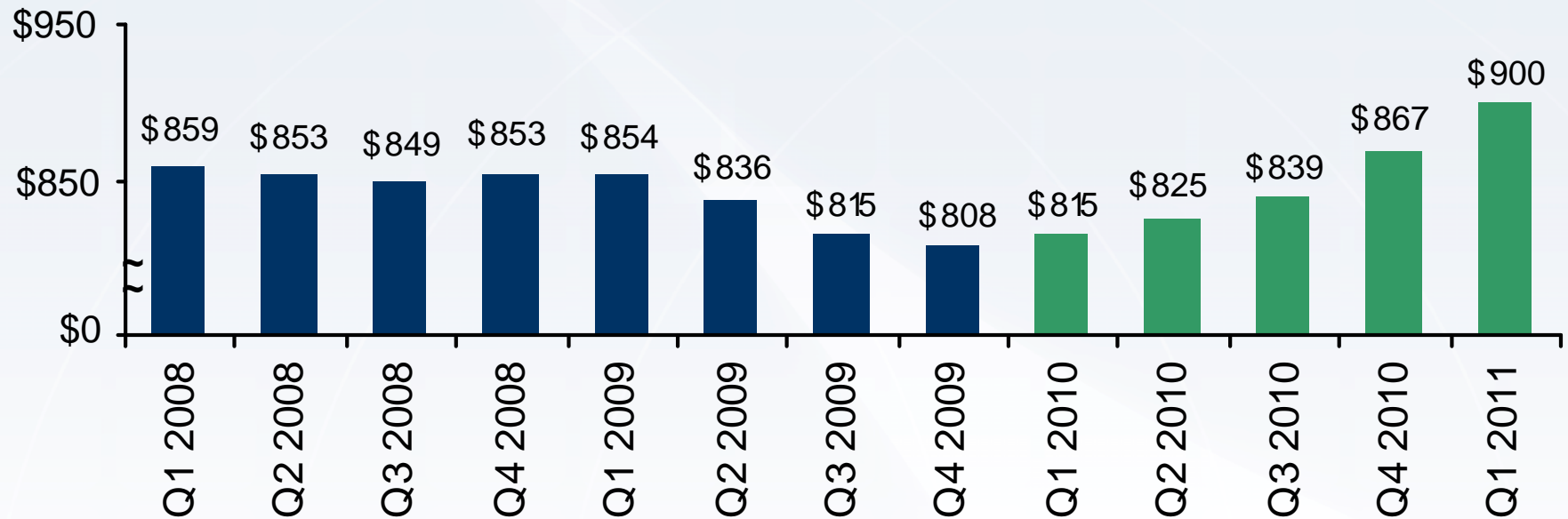




... and Higher Service Levels

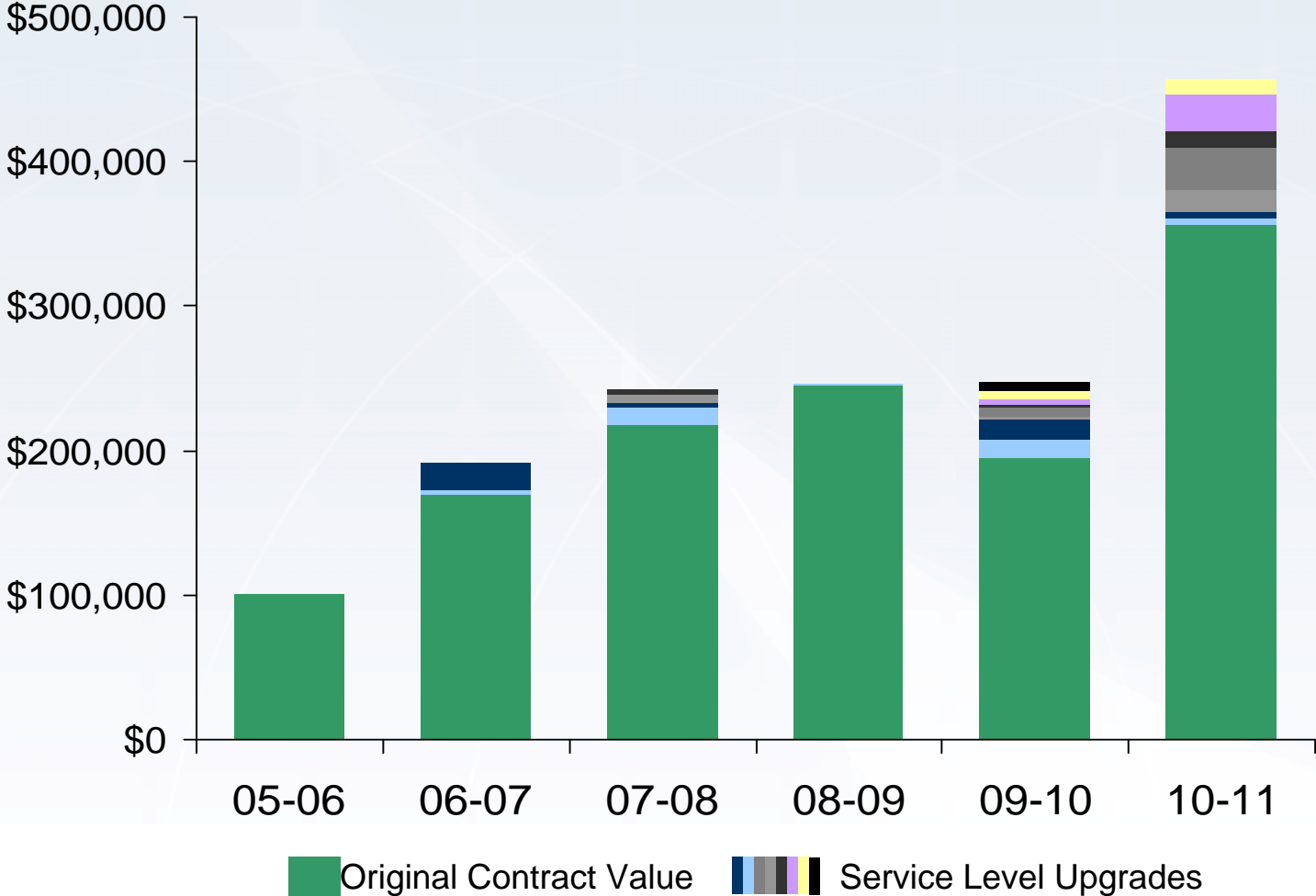
...and Slightly Higher Pricing

Average Monthly Revenue per
Dice.com Recruitment Package Customer



Demonstrating Value

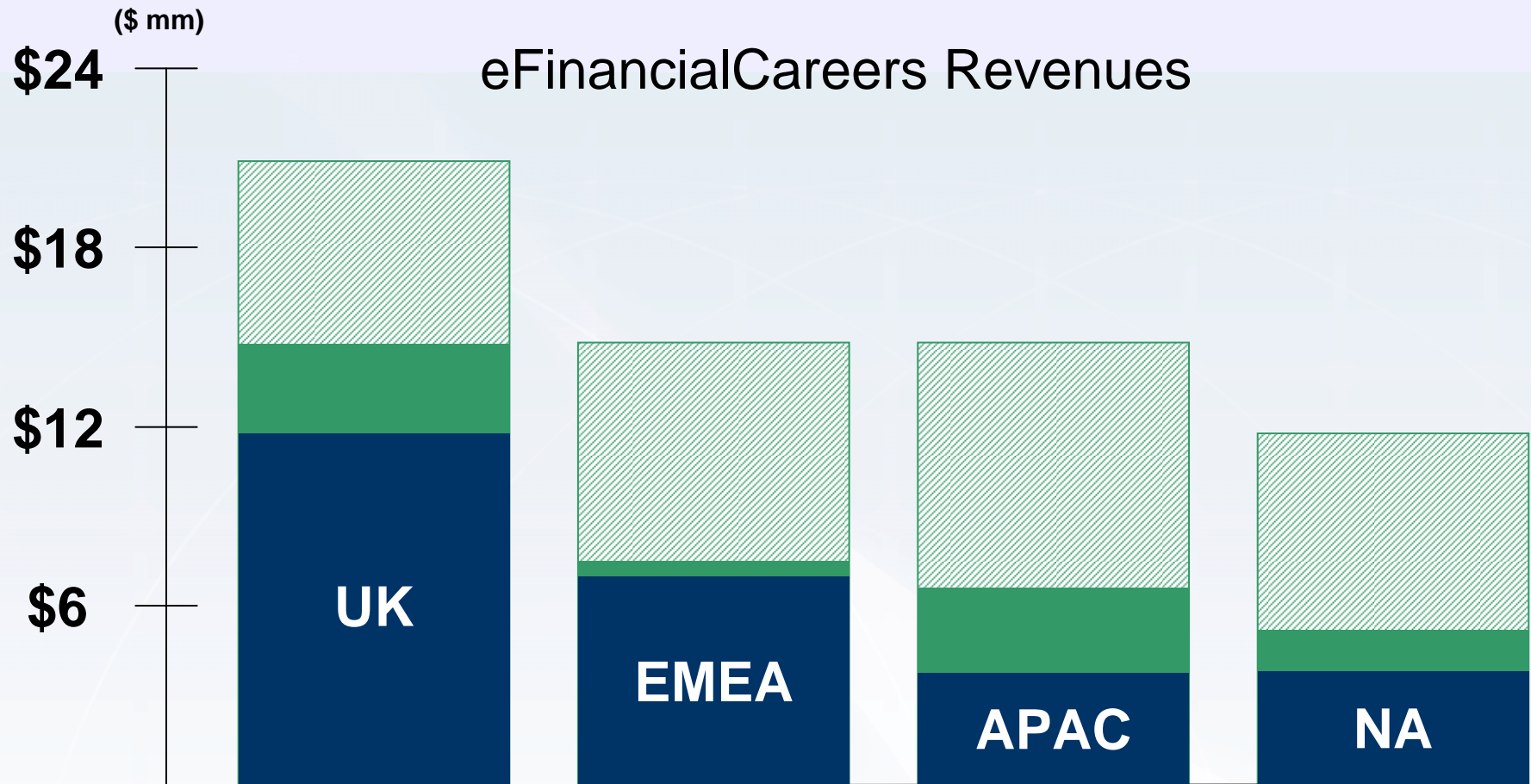
Example: Global Technology Consulting Services Company
Spend on Dice



Dice.com's Market Opportunity


	% of Revenue	Best Prospects
Large Direct Hiring & Major Staffing, Recruiting & Consulting Firms	16%	2,000
Small-to-Mid Staffing, Recruiting & Consulting Firms	46%	9,000
Small-to-Mid Direct Hiring Companies	38%	23,000

Growing eFinancialCareers



■ 2009 Revenues ■ 2014 Target ■ 2010 Incremental Revenues

Large Opportunity in Energy Recruiting



Demand for Oil & Gas (and Oil Price) Drives Employment



Approx. 20,000 Oil & Gas entities in the U.S.
(~500 current customers)

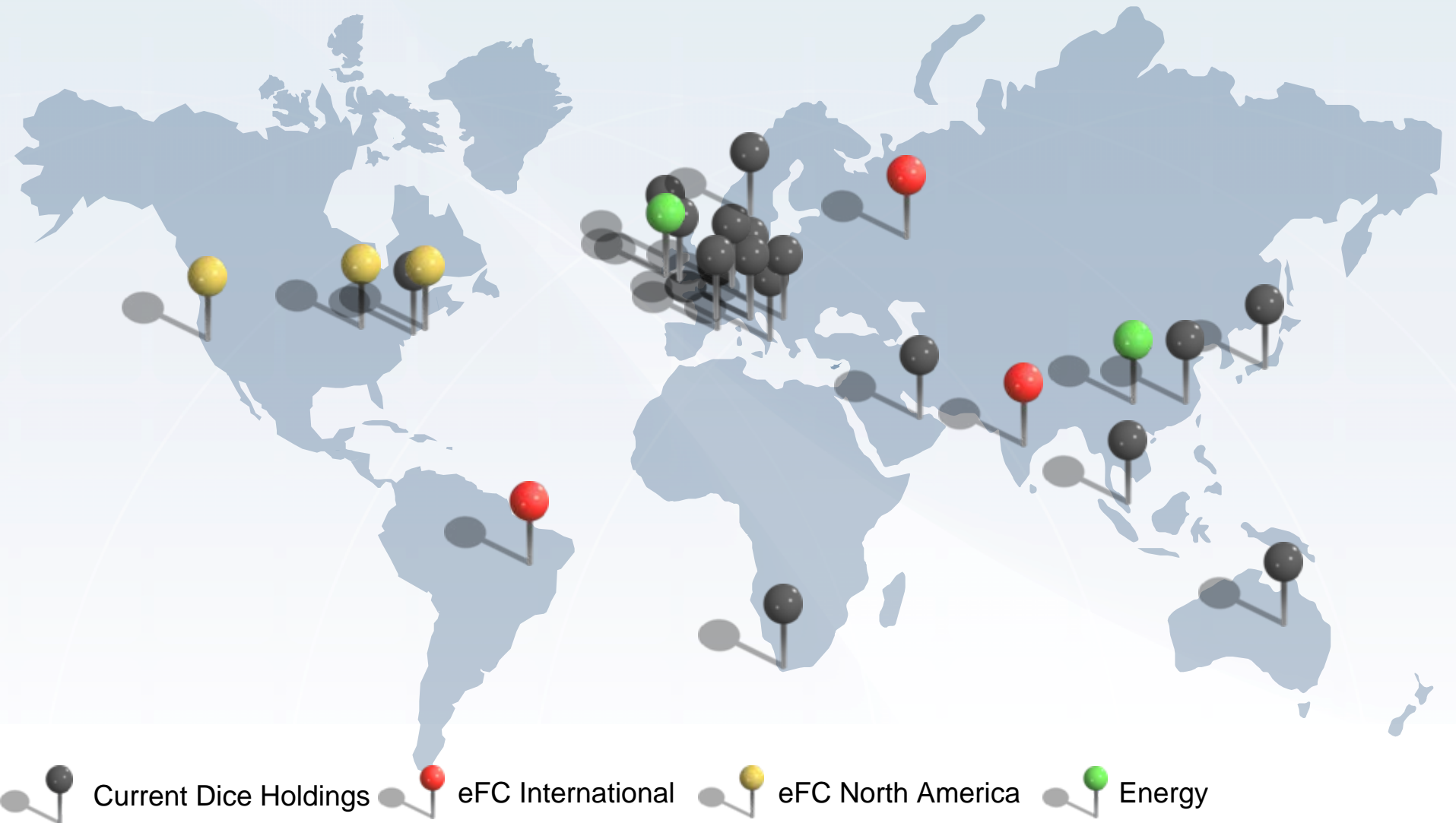


Infrastructure Investments will Require Talent



Alternative Energy Initiatives should Add to Turnover

Market Expansion



Today's Agenda

- ❖ Vertical Advantage
- ❖ Favorable Market Dynamics
- ❖ Growth Strategy
- ❖ Outlook

April Business Outlook Unchanged

	Second Quarter		Full Year	
	<u>2010</u>	<u>2011E</u>	<u>2010</u>	<u>2011E</u>
Total Revenue	\$ <u>29.9</u>	\$ <u>43.5</u>	\$ <u>129.0</u>	\$ <u>177.0</u>
Yr/Yr Growth		45%		37%
EBITDA	\$ <u>11.3</u>	\$ <u>17.0</u>	\$ <u>52.1</u>	\$ <u>74.0</u>
Yr/Yr Growth		50%		42%
Margin	<u>38%</u>	<u>39%</u>	<u>40%</u>	<u>42%</u>

 2010-2014 CAGR ~20% with 40-45% EBITDA Margins

Dice Holdings Highlights

- Vertical Focus = Strong Competitive Advantage
- Small Share of Large Global Market
- Sizeable Growth Opportunities for Technology, Finance and Energy Verticals
- Excellent Margins coupled with Strong Cash Generation

Dice Holdings, Inc.

Leading career websites for professional communities

Q&A

Scot Melland
Chairman, President & CEO

Dice

eFINANCIALCAREERS™

ClearanceJobs.com

RICZONE

worldwideworker.com

AllHealthcareJobs.com

**Targeted
JOB FAIRS**
A Dice Company