Yum! Brands Performance

2022 | Full-Year Results

System Sales Growth

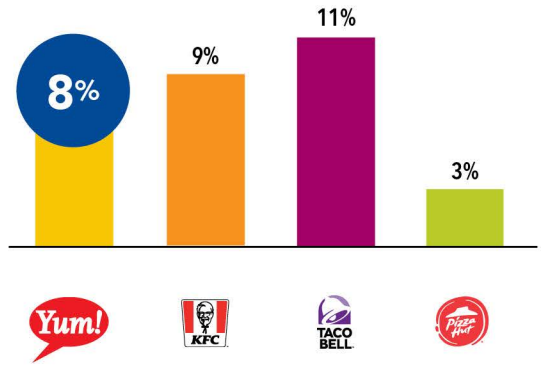

Same-Store Sales Growth

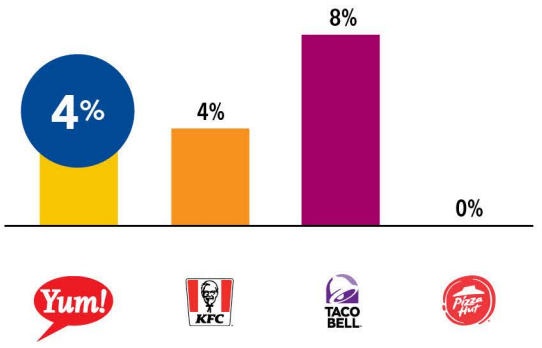

290
Brand/Country Combinations

55,361
Restaurants
(Including The Habit Burger Grill)

Total System Sales ($MM)

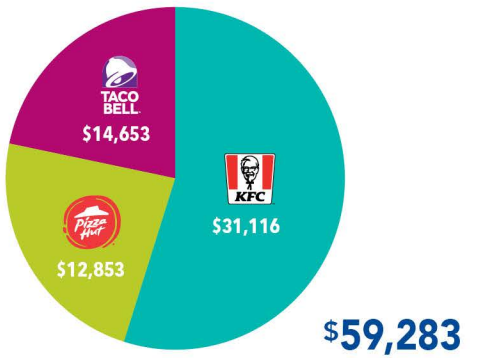

$59,283
Million Total System Sales

Unit Growth

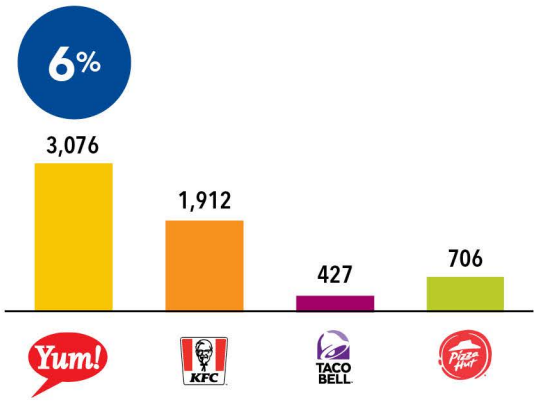

All comparisons are versus the same period a year ago.
System sales include the results of all restaurants regardless of ownership, including Company-owned and franchise restaurants. Franchise restaurant sales are not included in Company sales; however, the franchise and license fees derived from franchise restaurants are included in the Company's revenues. System sales growth figures exclude foreign currency translation ("F/X").

As of the beginning of the second quarter, we elected to remove Russia from our unit count and system sales. To enhance comparability, system sales and unit growth figures reflect the impact of removing Russia from our prior year base for the comparable periods Russia is no longer included in the current year.