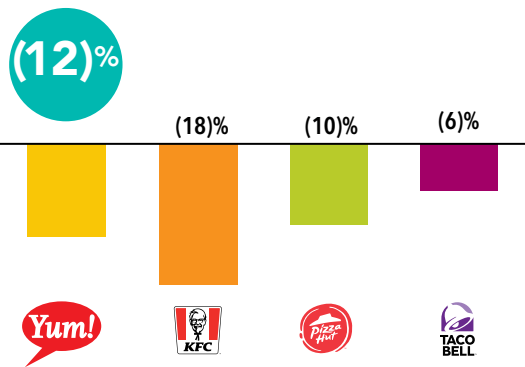


Yum! Brands Performance

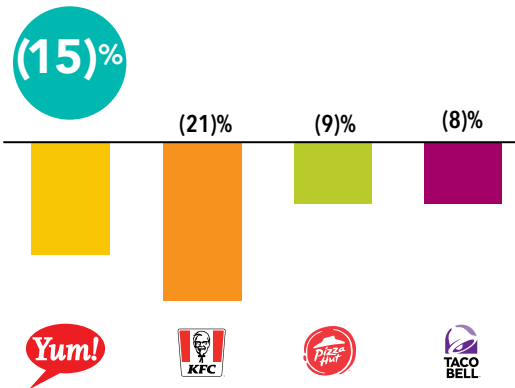
Q2 2020



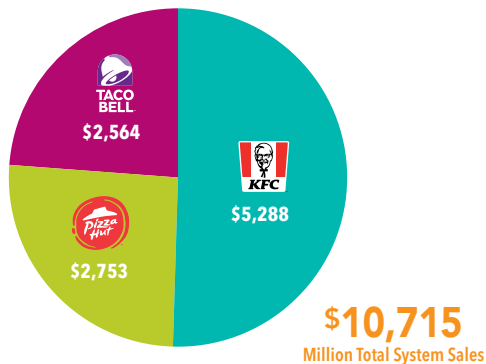
System Sales Growth



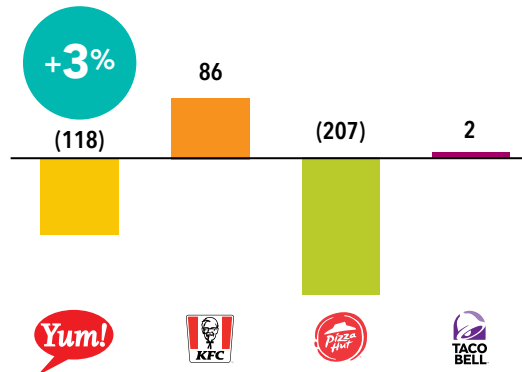
Same-Store Sales Growth



Total System Sales (\$MM)



Net New Unit Growth



290
Brand/Country
Combinations

50,393
Restaurants
(Including The Habit Burger Grill)



All comparisons are versus the same period a year ago. System sales include the results of all restaurants regardless of ownership, including Company-owned and franchise restaurants. Franchise restaurant sales are not included in Company sales; however, the franchise and license fees derived from franchise restaurants are included in the Company's revenues. System sales growth figures exclude foreign currency translation ("F/X"). System sales, system sales growth and net-new unit growth include the benefit of our acquisition of The Habit Burger Grill on March 18, 2020. Same-store sales growth reflects the inclusion of The Habit Burger Grill in the prior year base. During the first two quarters of 2020 we had a significant number of restaurants that were temporarily closed, including restaurants closed due to government restrictions, as a result of COVID-19. The sales of restaurants we deem temporarily closed remain in our base for purposes of determining same-store sales growth and the restaurants remain in our unit count. For full financial data please refer to our earnings press release issued on July 30, 2020, available at investor.yum.com.