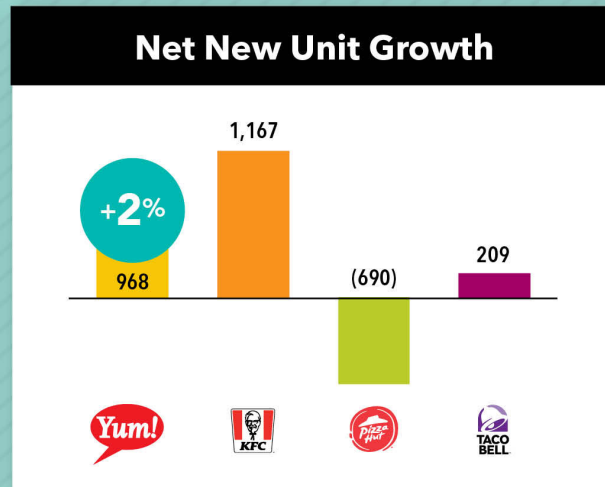
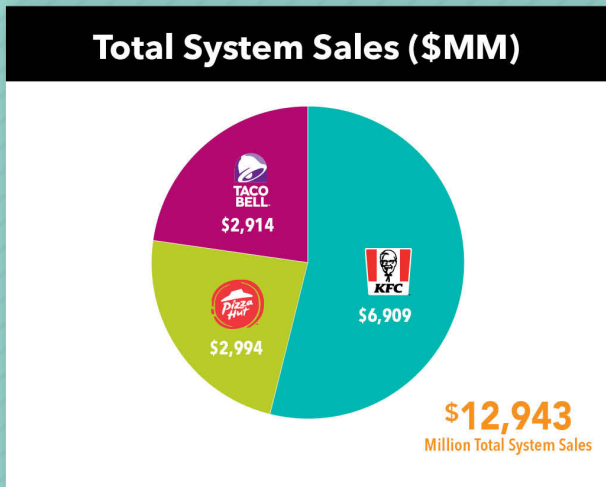
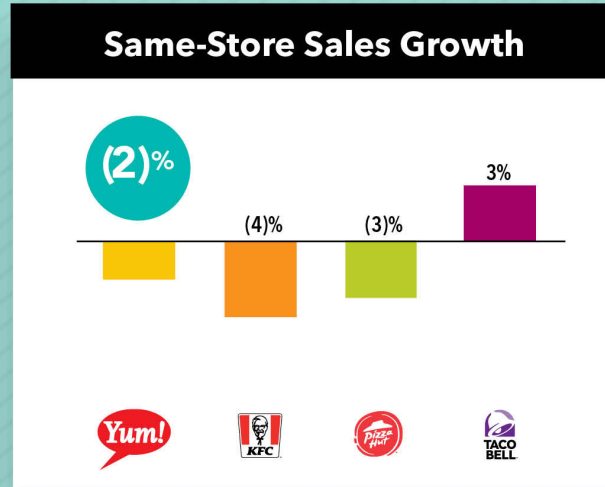
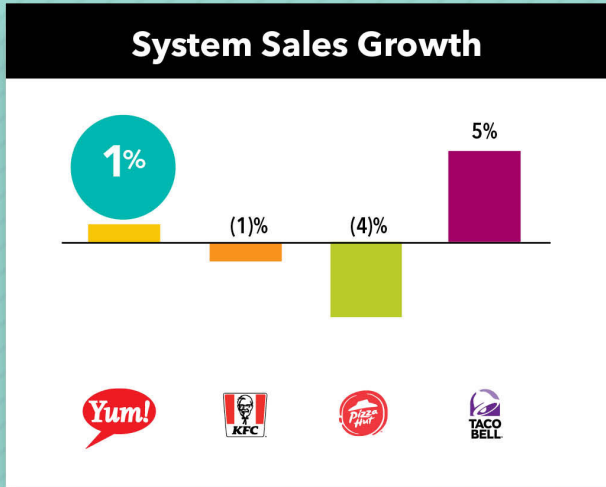


Yum! Brands Performance

Q3 2020



288
Brand/Country
Combinations

50,126
Restaurants
(Including The Habit Burger Grill)

All comparisons are versus the same period a year ago. System sales include the results of all restaurants regardless of ownership, including Company-owned and franchise restaurants. Franchise restaurant sales are not included in Company sales; however, the franchise and license fees derived from franchise restaurants are included in the Company's revenues. System sales growth figures exclude foreign currency translation ("FX"). System sales, system sales growth and net-new unit growth include the benefit of our acquisition of The Habit Burger Grill on March 18, 2020. Same-store sales growth reflects the inclusion of The Habit Burger Grill in the prior year base. During the first three quarters of 2020 results were impacted by temporarily closed restaurants, including restaurants closed due to government restrictions, as a result of COVID-19. The sales of restaurants we deem temporarily closed remain in our base for purposes of determining same-store sales growth and the restaurants remain in our unit count. For full financial data please refer to our earnings press release issued on October 29, 2020, available at investors.yum.com.