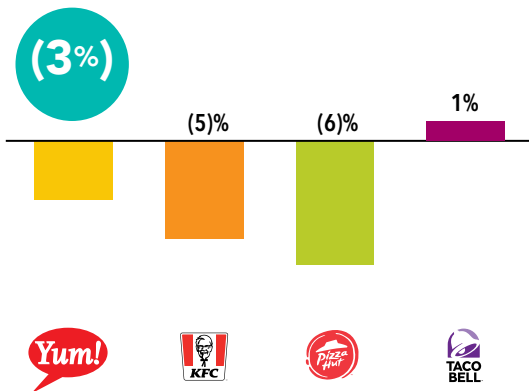


Yum! Brands Performance

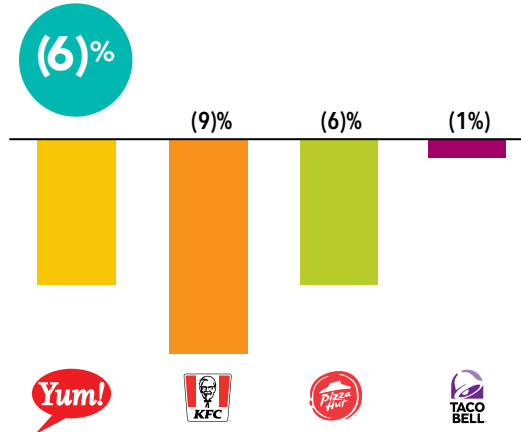
2020 Full-Year Results



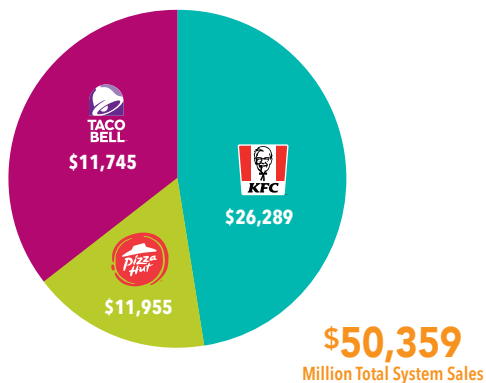
System Sales Growth



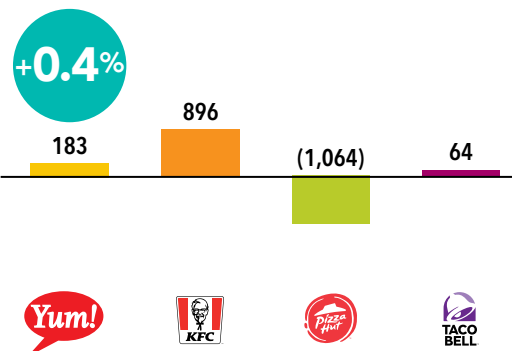
Same-Store Sales Growth



Total System Sales (\$MM)



Net New Unit Growth



290
Brand/Country
Combinations

50,353
Restaurants
(Including The Habit Burger Grill)



All comparisons are versus the same period a year ago. System sales include the results of all restaurants regardless of ownership, including Company-owned and franchise restaurants. Franchise restaurant sales are not included in Company sales; however, the franchise and license fees derived from franchise restaurants are included in the Company's revenues. System sales growth figures exclude foreign currency translation ("F/X"). System sales, system sales growth and net-new unit growth include the benefit of our acquisition of The Habit Burger Grill on March 18, 2020. Same-store sales growth reflects the inclusion of The Habit Burger Grill in the prior year base. Results were impacted by temporarily closed restaurants, including restaurants closed due to government restrictions, as of a result of COVID-19. The sales of restaurants we deem temporarily closed remain in our base for purposes of determining same-store sales growth and the restaurants remain in our unit count. All results except system sales growth, include the impact of lapping the 53rd week in 2019. For full financial data please refer to our earnings press release issued on February 4, 2021, available at investors.yum.com.